



MEDIA RELEASE
MAY 2, 2023

THE PROVINCIAL “HORSERACE” AS THE CAMPAIGN BEGINS

Copyright © 2023 ThinkHQ Public Affairs Inc. All rights reserved. STRICTLY CONFIDENTIAL
The contents of this document are the exclusive property of ThinkHQ Public Affairs Inc. and may not be used in any manner whatsoever, without the prior written consent of ThinkHQ Public Affairs Inc. No license under any copyright is hereby granted or implied.

NDP & UCP Kick Off the Campaign in a Dead-heat



(Calgary) It's official – we're now 28 days away from knowing who will be running Alberta for the next 4 years. And with the writ finally dropped, the two leading parties – the UCP and NDP – remain locked in a dead-heat according to the latest ThinkHQ Public Affairs provincial survey.

Province-wide the two parties are tied in decided vote with 46% each, with the Alberta Party well back at only 5%, Liberals 1% and various other party options 2%. Currently 13% of Alberta voters are undecided about how they will vote on May 29th.

This province-wide parity between the NDP and UCP has been a feature of our provincial tracking for over six months, with several regional variances also largely locked into place. The NDP hold a sizable lead in Edmonton (63% to the UCP's 28% in Edmonton proper, 57% - 33% in Edmonton CMA), while the UCP enjoys a similar edge in areas outside of the two cities.

Meanwhile, Calgary is a real battleground. In greater-Calgary (CMA), the two parties are statistically tied (47% of the decided vote for the NDP and 46% for the UCP), but in Calgary-proper with its 26 seats, the NDP currently hold a 7-percentage point lead over the UCP (50% vs. 43%).

Although the campaign has just begun, there are many voters who have already made up their minds – almost six-in-ten (59%) decided voters report they are “Absolutely certain” about how they will be casting their ballots. That said, it also means that almost one-half of voters are either undecided or “open to persuasion” at this early stage.

There are significant gender and generational gaps in voter support in Alberta today:

- Women and younger voters show a distinct preference for the NDP, while men and those over the age of 55 offer a similar inclination toward the UCP

Commenting on the results of the survey, ThinkHQ Public Affairs President Marc Henry notes:

“And here we go. The pre-election interval for the past month has been a noisy one, but we’ve seen very little movement in voter preferences at this stage. 2023 has the potential to be one of the most competitive elections in Alberta’s history.

We know that the NDP are going to do well in Edmonton, likely even picking up a few seats in the surrounding region. Meanwhile, the UCP are going to win, by large margins, in many areas outside of the two largest cities. What we don’t know is who has the inside track on forming government – neither of the two leading parties can comfortably say they have the edge in 44 of the 87 ridings. The UCP have a slightly easier path to victory than the NDP, but it’s really going to boil down to about a dozen toss-up and leaning ridings, many of which are in Calgary. Inside Calgary city-limits, with its 26 seats, the NDP currently hold a 7-percentage point lead which still might be a bit shy of what they need to form government. If these numbers hold, there are going to be some razor-thin victories in some of these constituencies.

This campaign is definitely going to matter. The horserace hasn't moved much in the past few months and there are just over one-half of voters who have definitely made up their minds, but that means half are still undecided or persuadable.

This is going to be a very interesting election.”

Media Inquiries:

Marc Henry

President, ThinkHQ Public Affairs Inc.

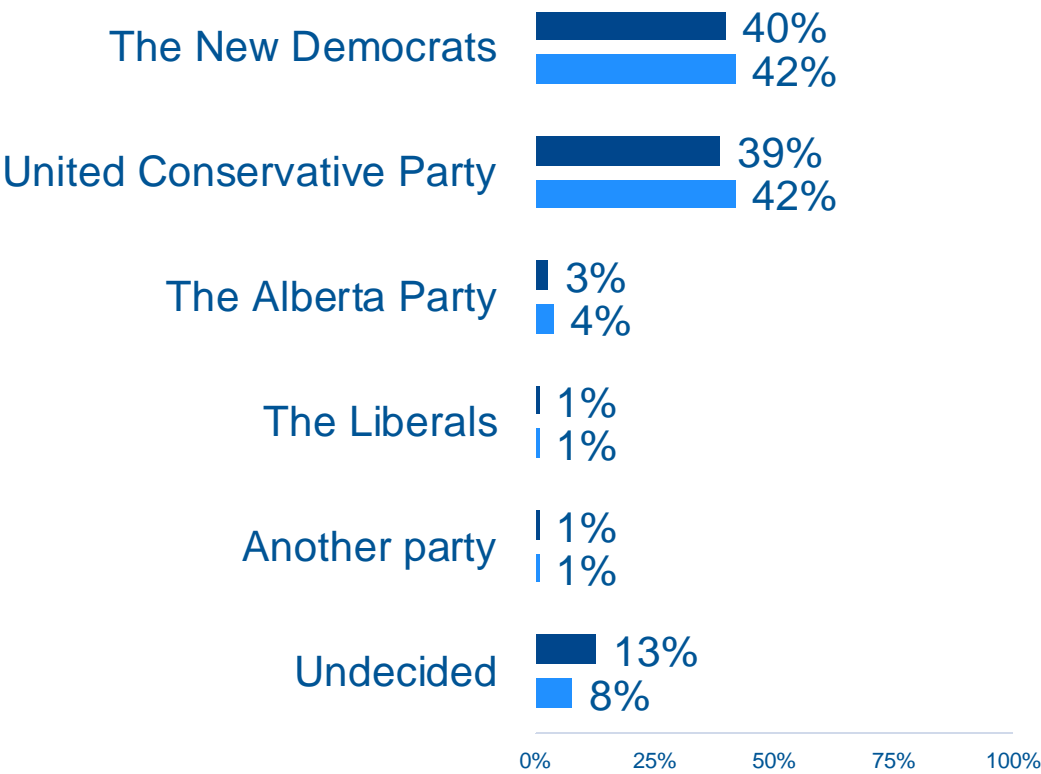
marc@thinkhq.com

Provincial Political Horserace



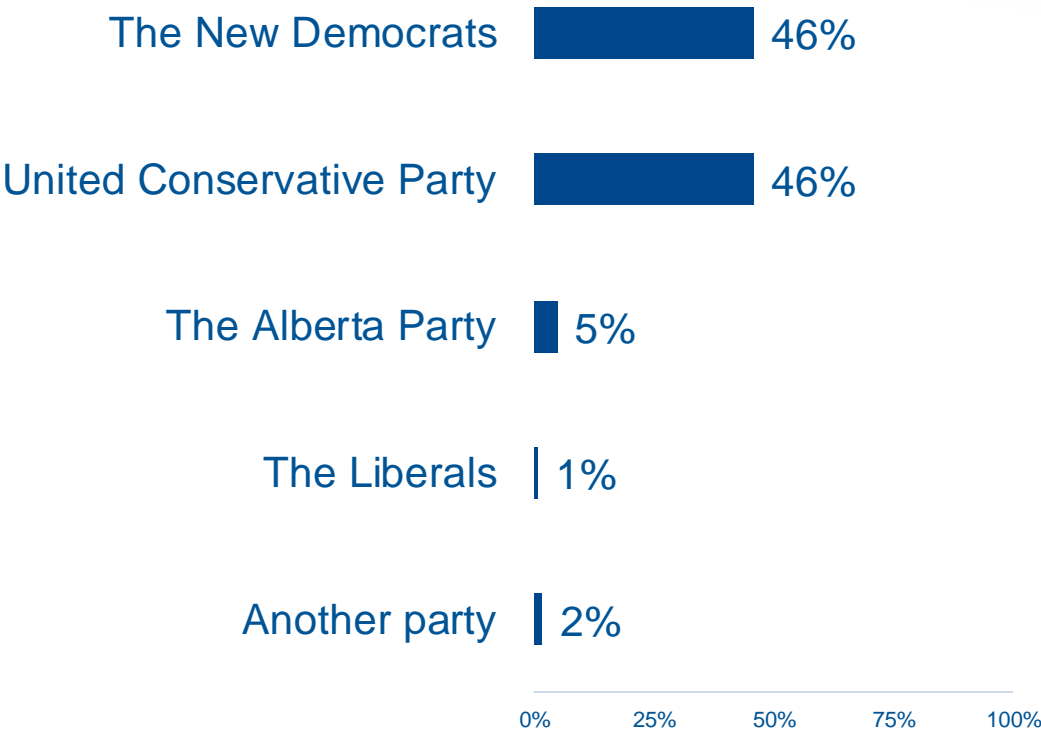
If a provincial election were held today, which one of the following parties' candidate would you, yourself, be most likely to support?

■ Initial Vote ■ Leaners Included



If a provincial election were held today, which one of the following parties' candidate would you, yourself, be most likely to support?

Decided Vote



Base: All respondents (n=1,529) | Note: 2% say they would not vote

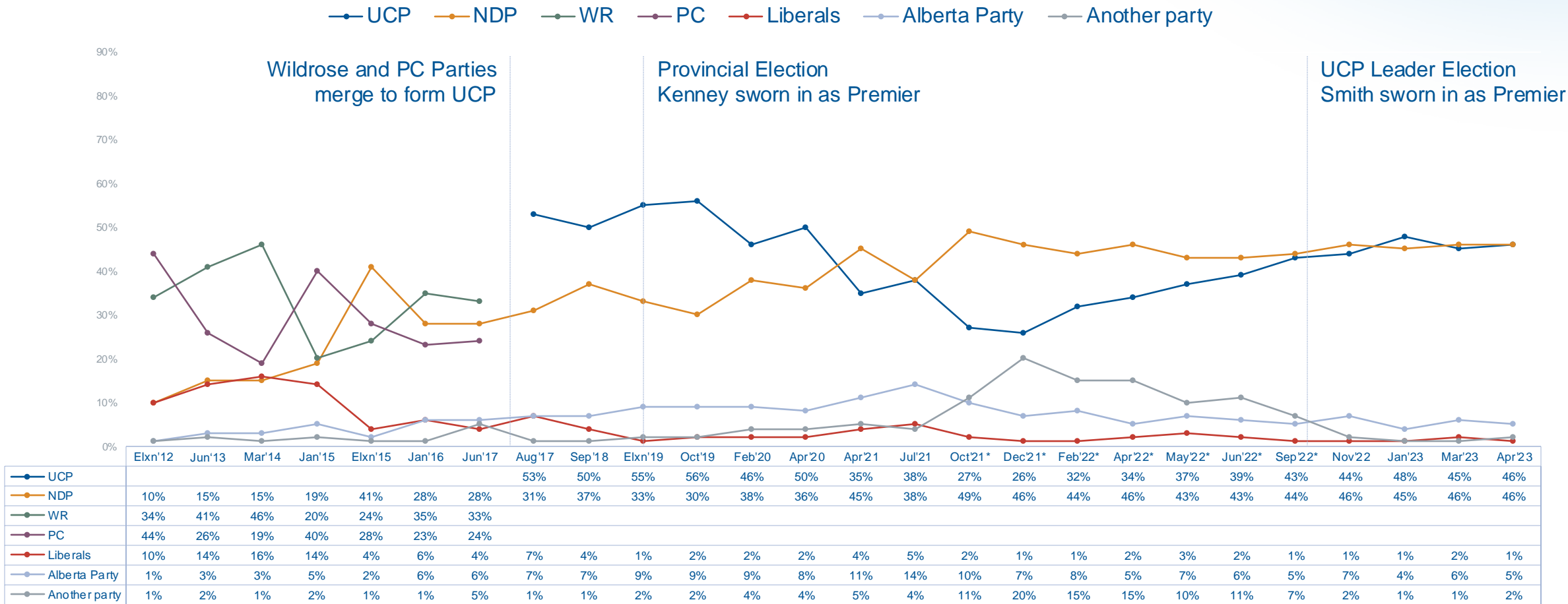
Base: Decided voters (n=1,385)

Provincial Political Horserace

THQ Tracking



If a provincial election were held today, which one of the following parties' candidate would you, yourself, be most likely to support?



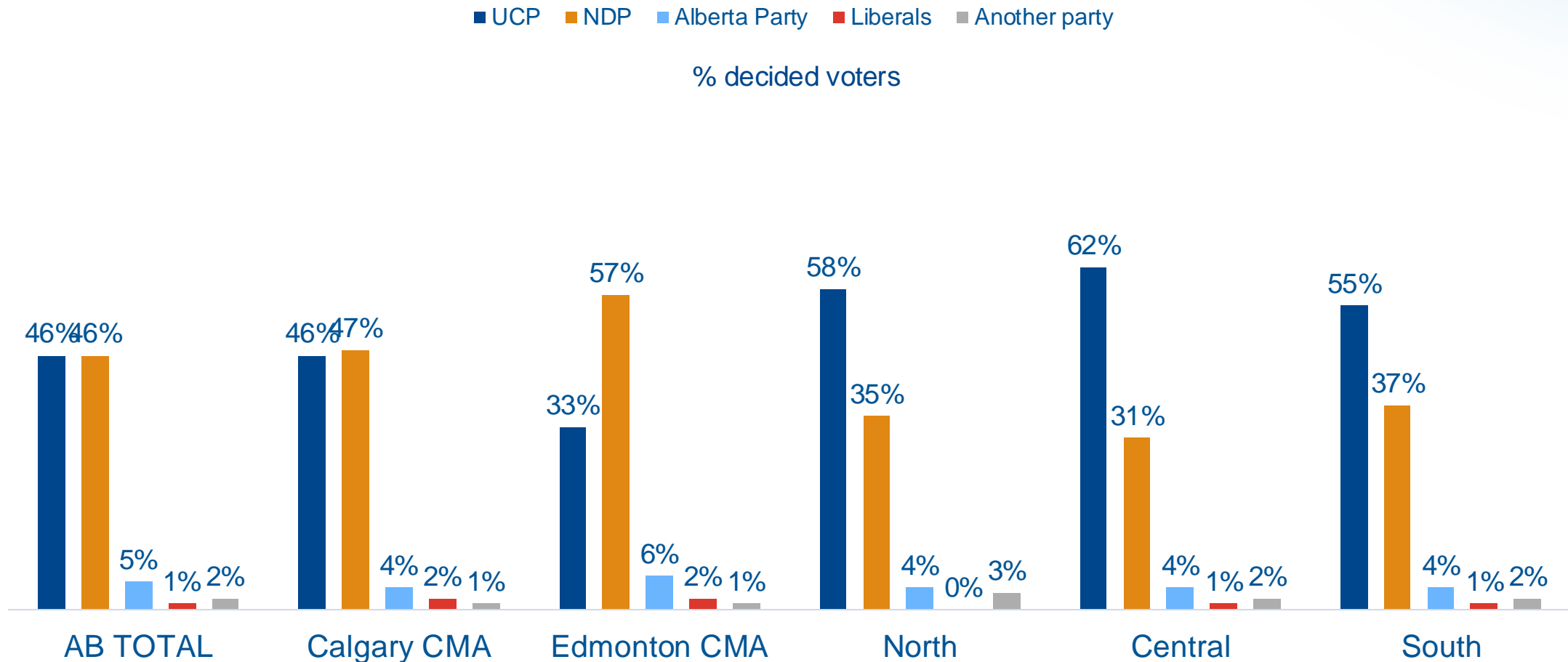
Base: Decided voters | *Note: WIPA asked these waves, now included in 'Another party'

Provincial Political Horserace

By Region



If a provincial election were held today, which one of the following parties' candidate would you, yourself, be most likely to support?



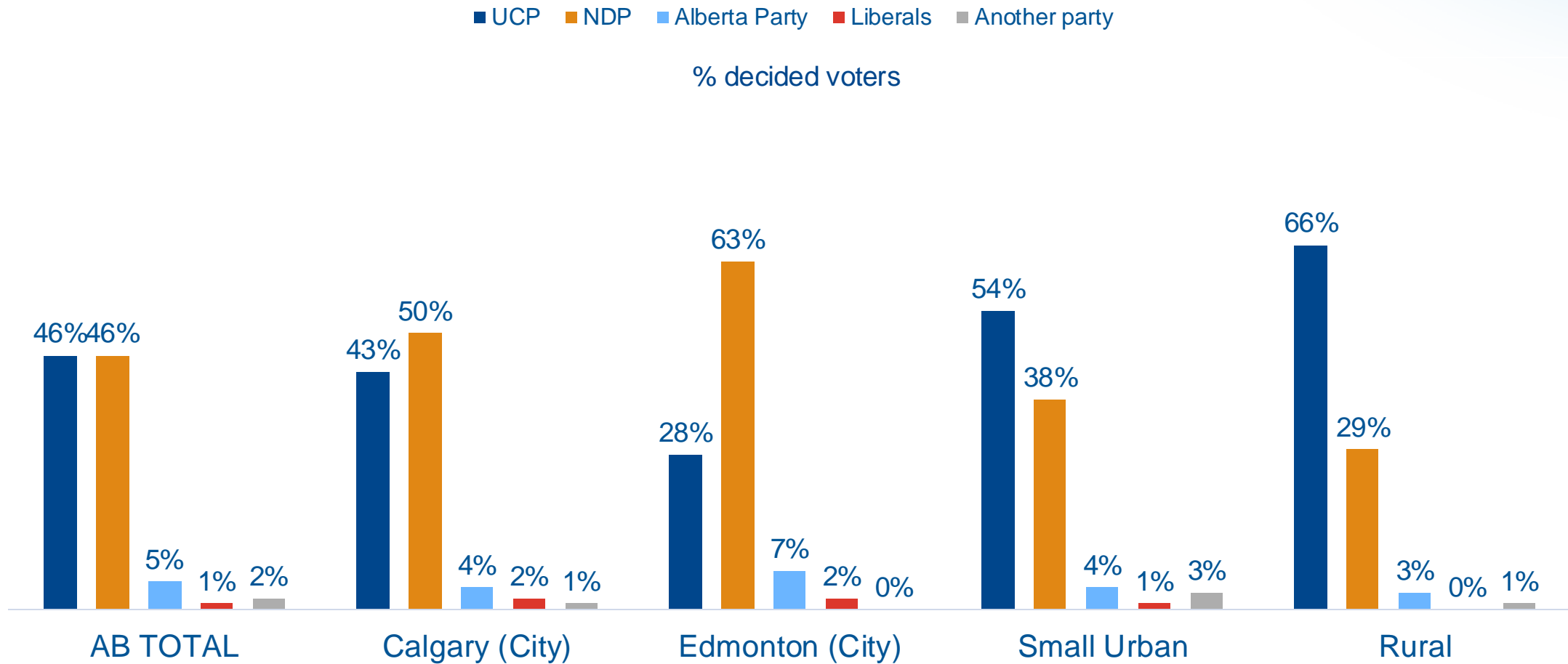
Base: Decided voters

Provincial Political Horserace

By Region



If a provincial election were held today, which one of the following parties' candidate would you, yourself, be most likely to support?



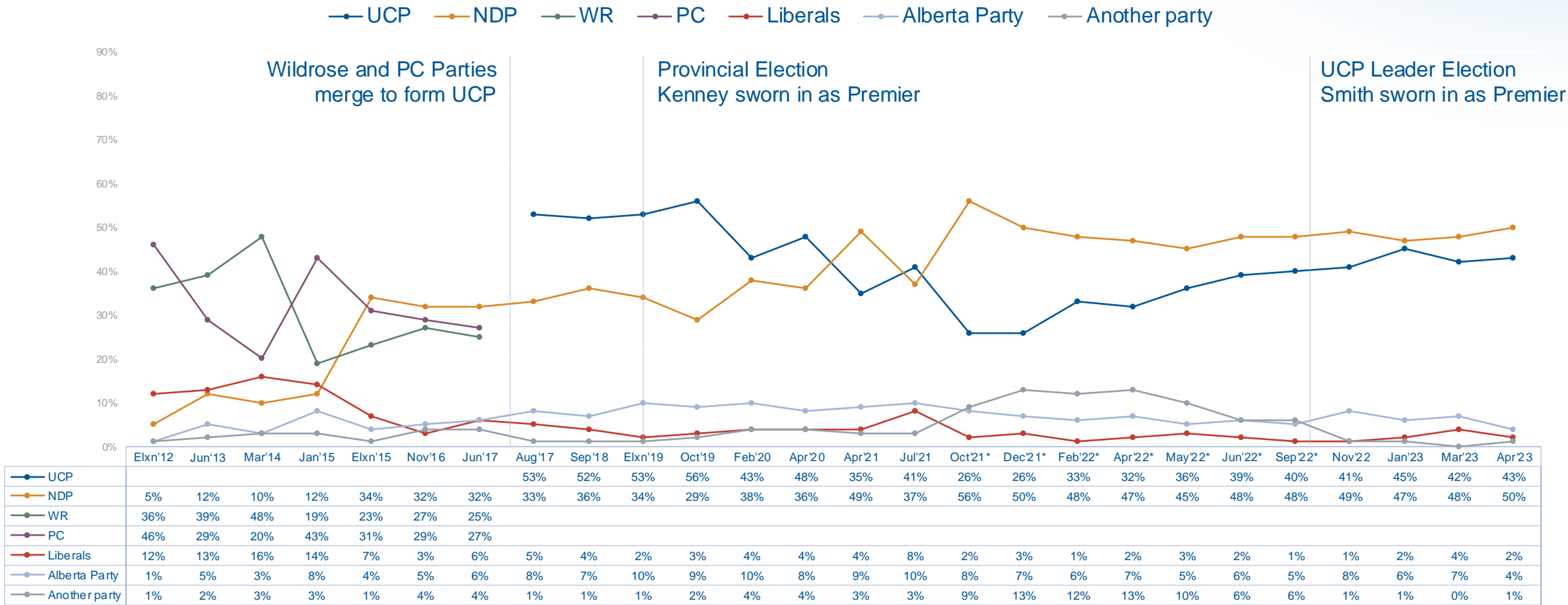
Base: Decided voters

Provincial Political Horserace

Calgary City Tracking



If a provincial election were held today, which one of the following parties' candidate would you, yourself, be most likely to support?



Base: Calgary City decided voters | *Note: WIPA asked these waves, now included in 'Another party'

Provincial Political Horserace

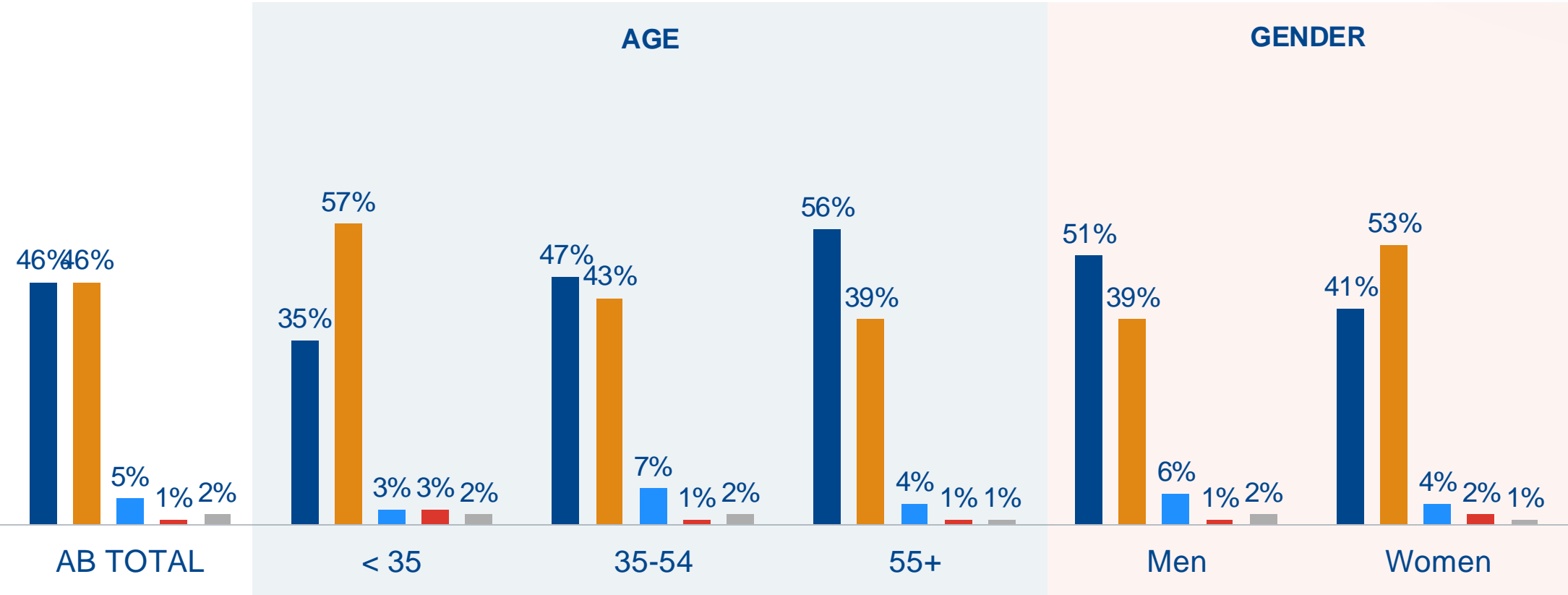
By Age and Gender



If a provincial election were held today, which of the following parties' candidate would you be most likely to support?

■ UCP ■ NDP ■ Alberta Party ■ Liberals ■ Another party

% decided voters (leaners included)

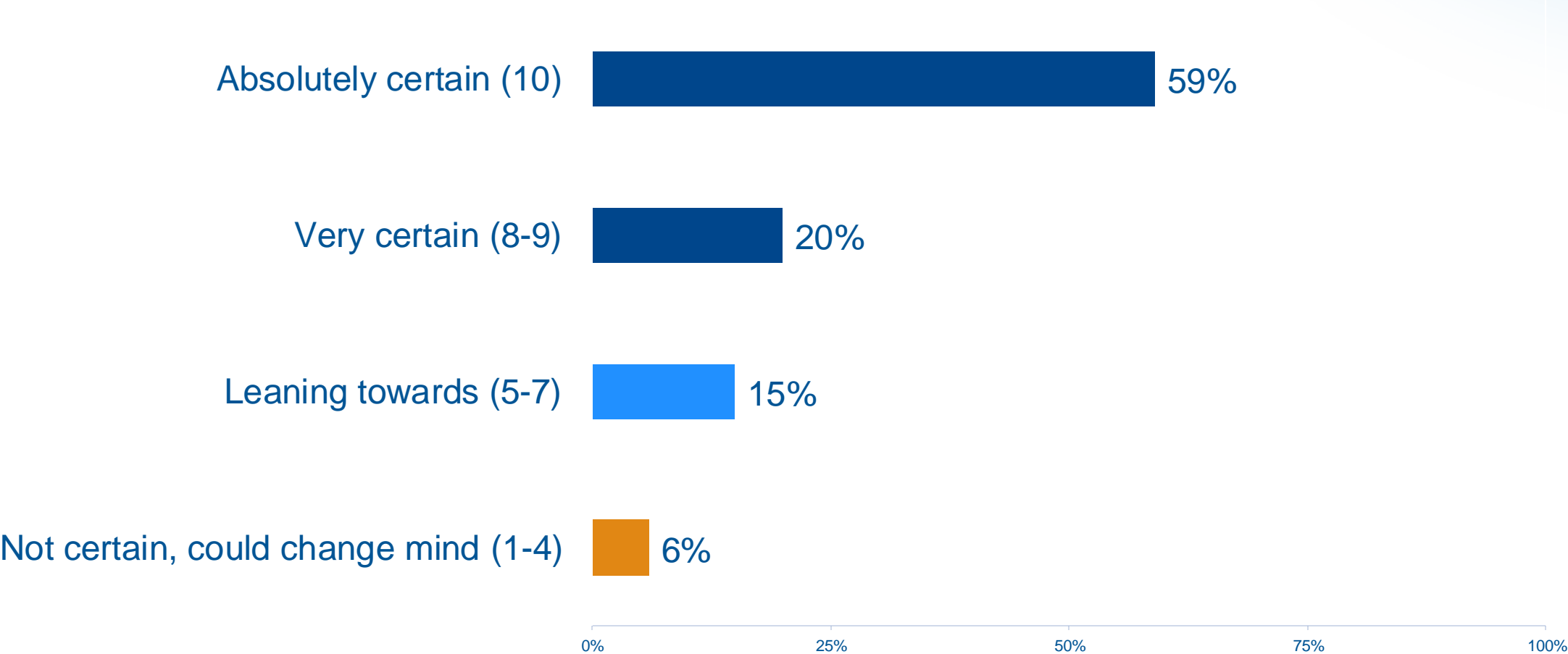


Base: Decided voters


Certainty of Vote for Upcoming Provincial Election



Using a 10-point scale ... how certain are you today about which party you will be voting for in the provincial election next month?



Base: Decided voters (n=1,385)



STUDY APPROACH



Research Methodology



- **Approach:** Online survey of Adult Albertans
- **Region:** Alberta
- **Field dates:** April 25 - 29, 2023
- **Sample size:** n=1,529
- **Panel source:** Angus Reid Forum
- **Sampling:** A random stratified sample of panelists was invited to complete the survey from the Angus Reid Forum panel
- **Weighting:** Weighted to reflect gender, age and region of the Alberta population according to Stats Canada
- **Margin of error:** The margin of error for a comparable probability-based random sample of this size is **+/- 2.5 percentage points, 19 times out of 20**

Sample sizes:	Unweighted	Weighted	MOE*
Alberta total	n=1,529	n=1,529	+/- 2.5
Calgary	n=556	n=532	+/- 4.1
Edmonton	n=480	n=485	+/- 4.5
Northern Alberta	n=167	n=184	+/- 7.6
Central Alberta	n=175	n=170	+/- 7.4
Southern Alberta	n=151	n=159	+/- 8.0

*Margin of error: Percentage points 19 times out of 20.
The margin of error is associated with a probability sample of this size.
Accuracy of sub-samples of the data decline based on sample sizes



ThinkHQTM

Contact:

MARC HENRY

President

marc@thinkhq.com

THINKHQ

Public Affairs Inc.

523 21 Ave SW

Calgary, AB. T2S 0G9

CHRISTINA COLENUTT

Vice President,

Market Research

christina@thinkhq.com