



MEDIA RELEASE
JULY 12, 2023

CALGARIANS' VIEWS ON MAYOR & COUNCIL REMAIN STUBBORNLY NEGATIVE

Copyright © 2023 ThinkHQ Public Affairs Inc. All rights reserved. STRICTLY CONFIDENTIAL
The contents of this document are the exclusive property of ThinkHQ Public Affairs Inc. and may not be used in any manner whatsoever,
without the prior written consent of ThinkHQ Public Affairs Inc. No license under any copyright is hereby granted or implied.

Calgarians' Views on Mayor & Council Remain Stubbornly Negative



(CALGARY) Now almost midway through their term, Calgarians' views on Calgary City Council remain decidedly negative according to a recent ThinkHQ Public Affairs survey. These findings align with those gathered last Fall, although one bright spot for Councillors is that their ratings among constituents have improved nominally over the past year.

Mayor Jyoti Gondek

Mayor Gondek has struggled since being elected in October 2021 and has not gained any significant ground with voters regarding their ratings of her performance. The mayor currently sits at 36% approval compared to 55% disapproval this Summer, largely unchanged over the past year. Adding to her woes, the mayor's support is quite soft, while opposition is intense. Just one-in-ten Calgarians offer strong approval for Gondek (26% "somewhat approve"), while four-in-ten (40%) strongly disapprove of her performance (15% "somewhat disapprove").

- There is a notable "gender-gap" in Gondek's approval ratings. Women are somewhat more positive in their appraisals than men, while men are decidedly more negative toward the mayor

Calgarians' Views on Mayor & Council Remain Stubbornly Negative



Mayor Jyoti Gondek ... continued

- Calgarians aged 55+ offer weaker and more negative ratings of Gondek than their younger cohorts
- Disapproval for the mayor is somewhat more concentrated in established communities and in households earning more than \$125,000 a year

Calgary City Councillors

Calgarians were asked to rate their ward councillor's performance since they were elected in 2021. Aggregately, councillors receive modestly positive ratings from constituents, with 42% saying they approve of their councillor compared to 39% saying they disapprove. This represents a nominal improvement in councillor ratings over the past year, up 3 points since our last survey in Fall 2022. That said, compared to the longitudinal tracking over the past decade, these appraisals are tepid.

Calgarians' Views on Mayor & Council Remain Stubbornly Negative



Calgary City Councillors ... continued

Councillor performance ratings are reasonably consistent across demographic strata, with some variation, particularly in negative evaluations.

- Southwest and inner-city residents offer the lowest approval of their councillors, with support tending to increase as one moves from the city core to the suburbs
- Men are more negative in their ratings of councillors than women, as are those aged 55+ (disapproval tending to increase with age)

City Council Overall

Council's overall approval with citizens tends to track in line (though generally behind) that of the mayor. This Summer, just over one-third (35%) of Calgarians say they approve of the performance of their municipal politicians, compared to 54% who disapprove. Again, negative ratings tend to be more intense than positive ones.

- As with previous measures, age and gender influence performance ratings, with men and older voters decidedly more negative in their appraisals

Commenting on the new survey results, ThinkHQ President Marc Henry notes:

“This is not a report card you would put on the fridge. We’re nearing the mid-point of this Council’s term, and their numbers remain chronically weak.

For Mayor Gondek, she has struggled from the outset and has not found her feet yet. For councillors, the news is a bit more positive. They’ve seen a little increase in their constituent ratings, but compared to previous councils, they are still underperforming.

Some of this can perhaps be explained by the historic turnover on Council in the last election – a new mayor and a majority of new councillors – there’s bound to be a few missteps and hiccups as they learn the ropes. But it is at this stage you might expect to see some improvement – if you haven’t learned the job in 18 months, chances are you never will.

It’s also at this stage - even though the next municipal election is 28 months away - that politicians tend to take stock and think about the prospects ahead. Many of the councillors, should they choose to run again in 2025, will have a relatively easy path to re-election (provided they continue to perform as well as they have to date). For others, re-election would be a bit bumpier.

The mayor's situation is a bit more interesting. Gondek is only in her first term, and for most mayors, the first re-election campaign is the easiest. This mayor could end up the exception to this rule, however. If she plans to run again and be successful, she'll need to find a way to connect with constituents in a manner that has eluded her so far. Her approval/disapproval has held in negative territory for almost the entirety of her term, and if that stubborn trend were to continue, her prospects for re-election are fairly bleak."

Media Inquiries:

Marc Henry

President, ThinkHQ Public Affairs Inc.

marc@thinkhq.com



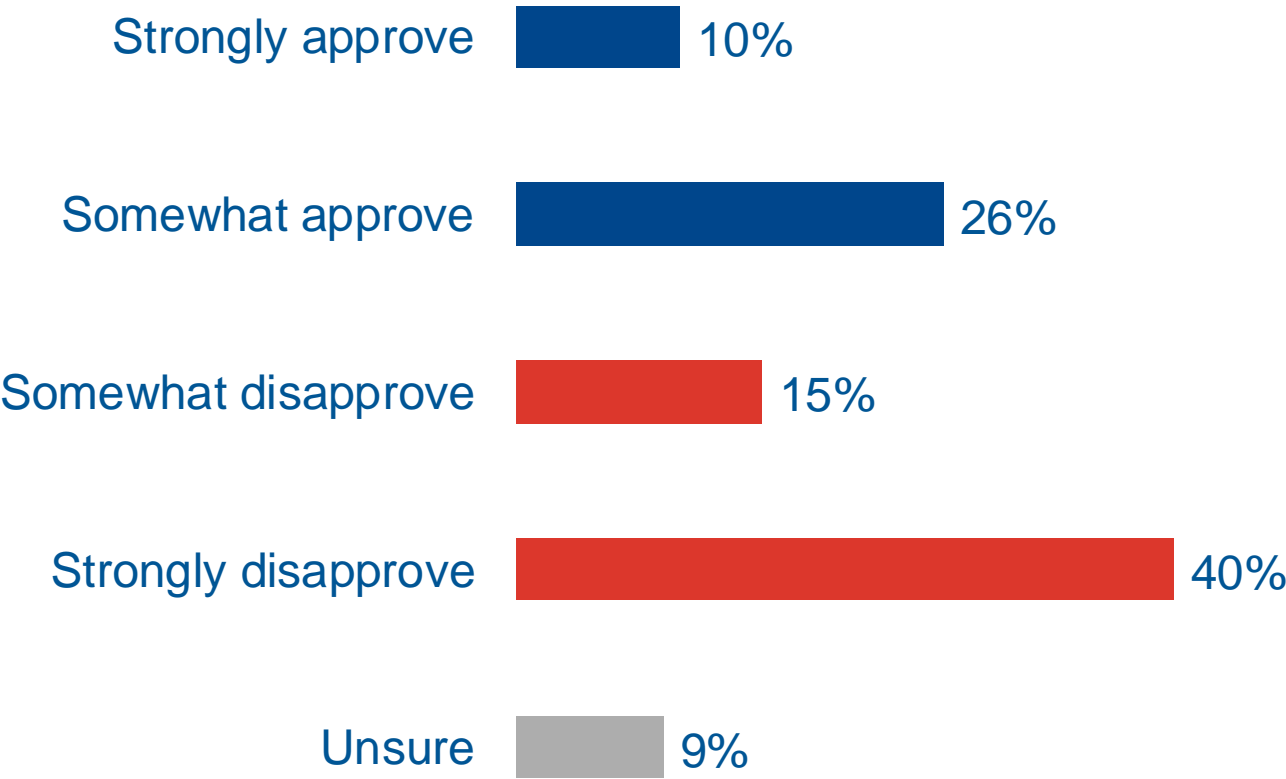
ASSESSING MAYOR GONDEK



Assessing Mayor Gondek



The current Mayor & City Council were elected in October 2021. How would you personally rate Mayor Jyoti Gondek's performance since then?



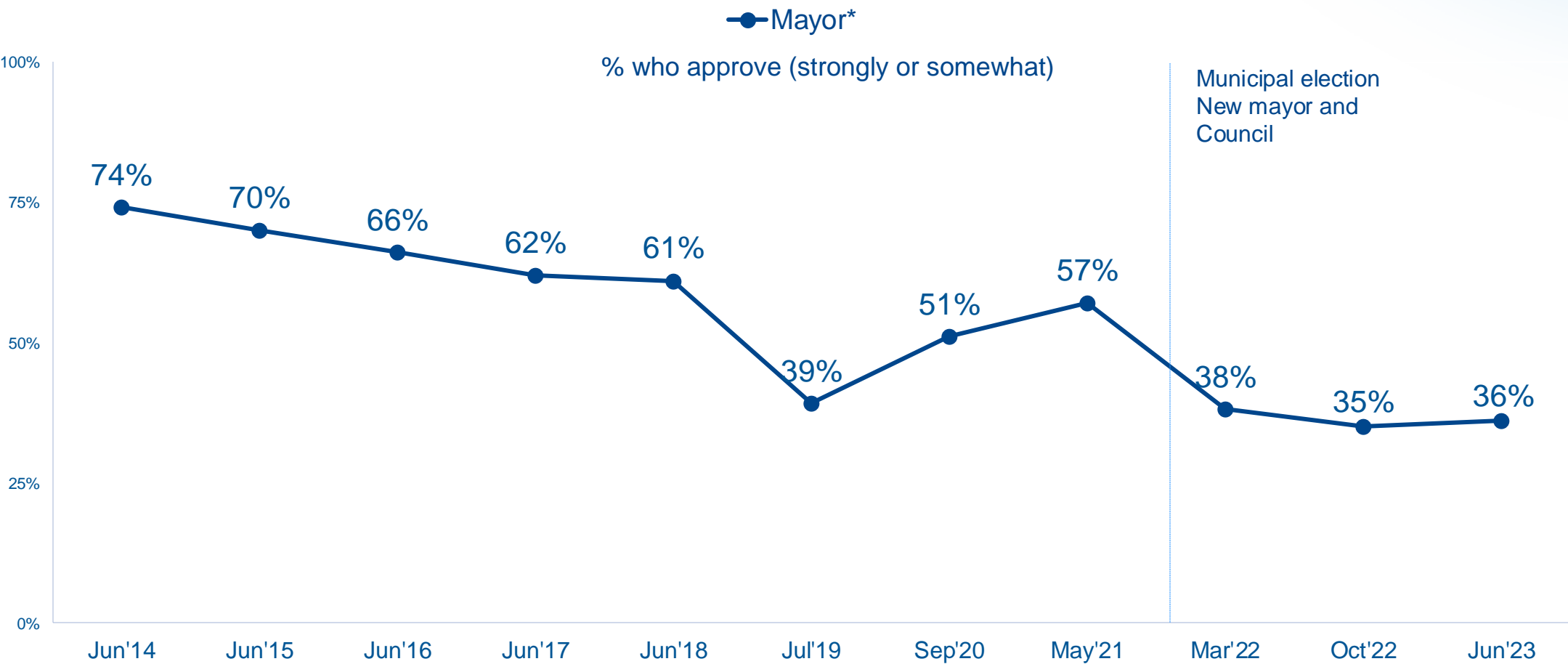
Summary	
Approve	36%
Disapprove	55%
NET*	-19

Base: All respondents - Calgary Proper (n=1,116) | *NET: Approve minus disapprove

Calgarians Assess The Mayor's Performance Tracking



The current Mayor & City Council were elected in (date). How would you personally rate their performance since then?



Assessing Mayor Gondek By Key Demographics



The current Mayor & City Council were elected in Oct 2021. How would you personally rate their performance since then?

		Gender		Age (yrs)			Household Income			
		TOTAL	Male	Female	<35	35-54	55+	<\$75K	\$75-124K	\$125K+
Base Size:		(n=1,116)	(n=548)	(n=550)	(n=347)	(n=438)	(n=331)	(n=274)	(n=288)	(n=377)
Mayor Gondek	Approve	36%	32%	41%	38%	39%	30%	37%	41%	36%
	Disapprove	55%	63%	47%	46%	53%	67%	51%	51%	59%
	Unsure	9%	5%	12%	15%	8%	3%	12%	8%	4%

		City Quadrant					Community Type		
		TOTAL	NW	SW	SE	NE	New	Estab.	Inner
Base Size:		(n=1,116)	(n=311)	(n=314)	(n=276)	(n=215)	(n=398)	(n=487)	(n=212)
Mayor Gondek	Approve	36%	40%	34%	36%	35%	38%	33%	41%
	Disapprove	55%	52%	59%	58%	51%	51%	60%	51%
	Unsure	9%	8%	8%	6%	14%	11%	7%	9%

Base: All respondents - Calgary Proper

Significantly higher

Significantly lower



ASSESSING CITY COUNCIL



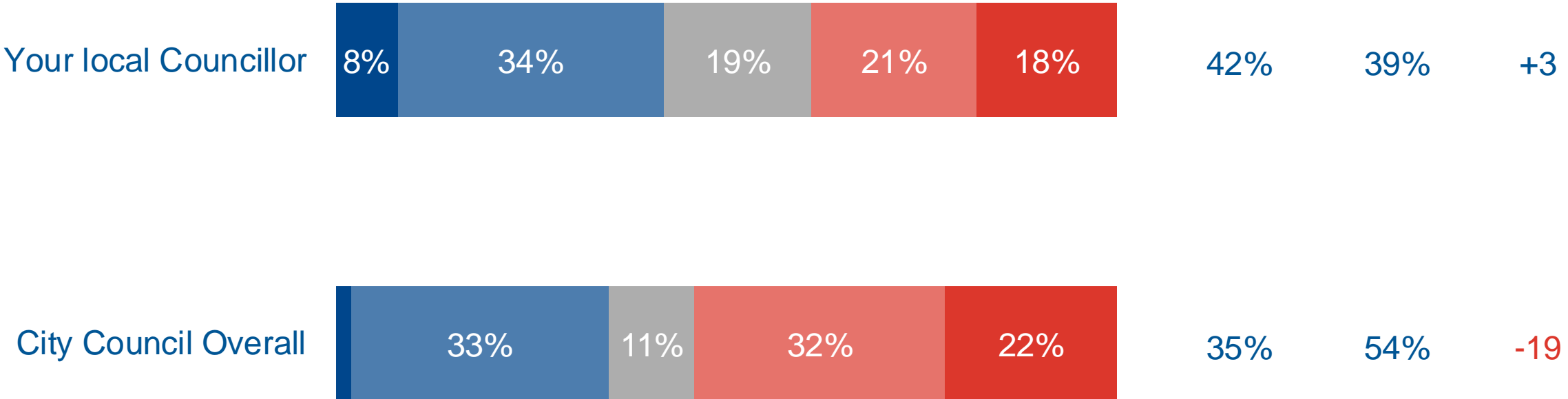
Assessing Calgary City Council



The current Mayor & City Council were elected in Oct 2021. How would you personally rate their performance since then?

Strongly approve Somewhat approve Unsure Somewhat disapprove Strongly disapprove

Approve Disapprove NET*

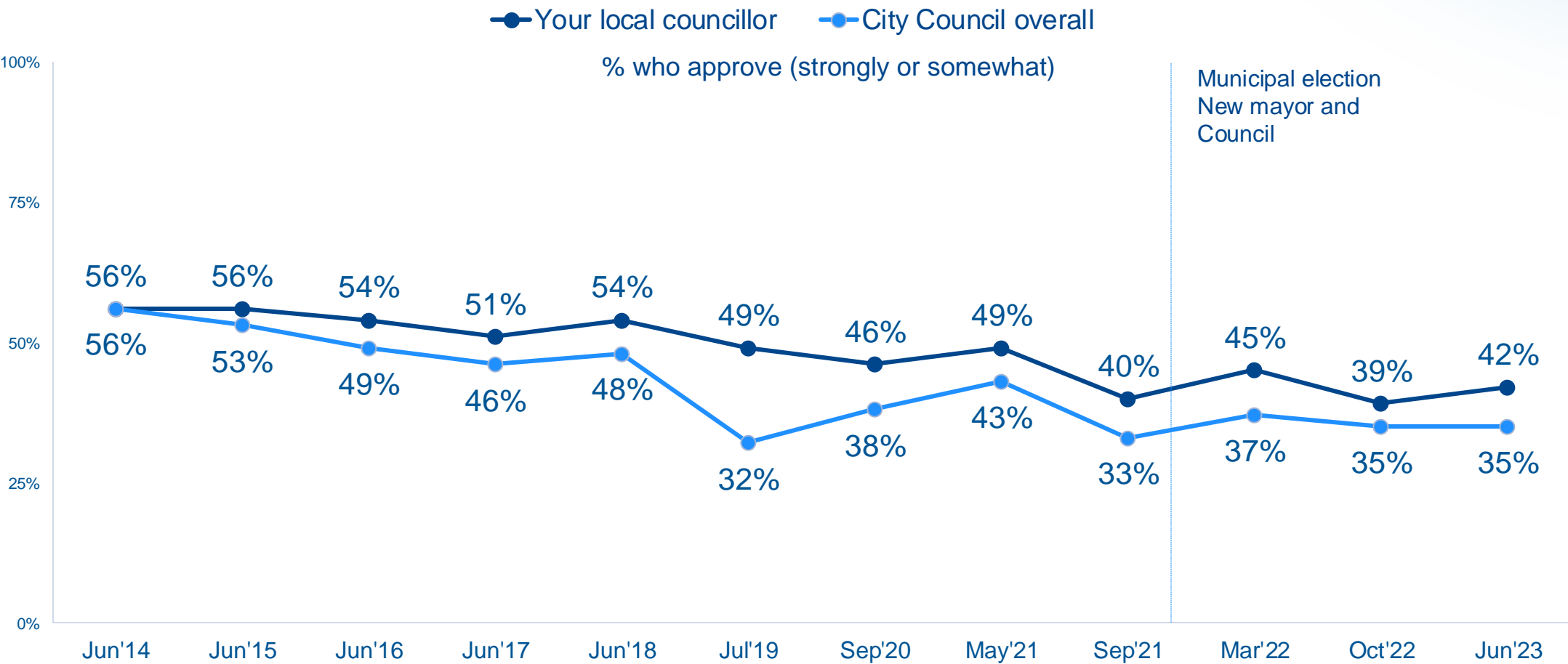


Base: All respondents - Calgary Proper (n=1,116) | *NET: Approve minus disapprove

Calgarians Assess City Council Tracking



The current Mayor & City Council were elected in (date). How would you personally rate their performance since then?



Base: All respondents - Calgary Proper

Calgarians Assess New City Council

By Gender, Age and Household Income



The current Mayor & City Council were elected in Oct 2021. How would you personally rate their performance since then?

			Gender		Age (yrs)			Household Income		
		TOTAL	Male	Female	<35	35-54	55+	<\$75K	\$75-124	\$125K+
Base Size:		(n=1,116)	(n=548)	(n=550)	(n=347)	(n=438)	(n=331)	(n=274)	(n=288)	(n=377)
Your local Councillor	Approve	42%	43%	43%	40%	46%	41%	41%	46%	43%
	Disapprove	39%	43%	33%	32%	39%	45%	36%	36%	43%
	Unsure	19%	14%	24%	28%	15%	15%	23%	18%	14%
Council Overall	Approve	35%	33%	39%	39%	34%	33%	36%	38%	36%
	Disapprove	54%	62%	46%	44%	57%	62%	53%	51%	57%
	Unsure	11%	6%	15%	17%	9%	5%	11%	11%	7%

Base: All respondents - Calgary Proper

Significantly higher

Significantly lower

Calgarians Assess New City Council

By Calgary City Quadrant and Community Type



The current Mayor & City Council were elected in Oct 2021. How would you personally rate their performance since then?

		City Quadrant					Community Type		
		TOTAL	NW	SW	SE	NE	New	Estab.	Inner
Base Size:		(n=1,116)	(n=311)	(n=314)	(n=276)	(n=215)	(n=398)	(n=487)	(n=212)
Your local Councillor	Approve	42%	43%	36%	46%	48%	50%	41%	36%
	Disapprove	39%	39%	42%	37%	35%	32%	41%	46%
	Unsure	19%	18%	22%	18%	17%	18%	19%	18%
Council Overall	Approve	35%	37%	30%	38%	37%	40%	34%	33%
	Disapprove	54%	53%	58%	53%	52%	50%	57%	56%
	Unsure	11%	10%	12%	9%	11%	10%	10%	12%

Base: All respondents - Calgary Proper

Significantly higher

Significantly lower



STUDY APPROACH



Research Methodology



- **Approach:** Online survey of Adult Calgarians
- **Region:** Calgary (Proper)
- **Field dates:** June 22 - 26, 2023
- **Sample size:** n=1,116
- **Sampling:** A random stratified sample of panelists was invited to complete the survey from THQ’s panel partners
- **Weighting:** Weighted to reflect gender, age and region of the Calgary-Proper population according to Stats Canada
- **Margin of error:** The margin of error for a comparable probability-based random sample of this size is **+/- 2.9 percentage points, 19 times out of 20**
- **Sponsorship:** The survey was self-commissioned and paid for by ThinkHQ Public Affairs, Inc. for syndication

Sample sizes:	Unweighted	Weighted	MOE*
Calgary-Proper	n=1,116	n=1,116	+/- 2.9
Northwest	n=328	n=311	+/- 5.4
Southwest	n=349	n=314	+/- 5.2
Southeast	n=257	n=276	+/- 6.1
Northeast	n=182	n=215	+/- 7.3
New/suburb	n=383	n=398	+/- 5.0
Established comm.	n=493	n=487	+/- 4.4
Inner city	n=223	n=212	+/- 6.6

*Margin of error: Percentage points 19 times out of 20.

- The margin of error is associated with a probability sample of this size.
- Accuracy of sub-samples of the data decline based on sample sizes.
- Discrepancies in or between totals is due to rounding.



ThinkHQTM

Contact:

MARC HENRY

President

marc@thinkhq.com

THINKHQ

Public Affairs Inc.

523 21 Ave SW

Calgary, AB. T2S 0G9

CHRISTINA COLENUTT

Vice President,

Market Research

christina@thinkhq.com