

# ALBERTANS' CONCERNS & EXPECTATIONS ABOUT AGING

---

Prepared for: Public Release  
October 2015



**albertapatient**s  
Your Voice Matters

**Marc Henry, President**  
**ThinkHQ Public Affairs Inc.**  
**MLH@THINKHQ.CA**  
**587.774.2395**



Copyright © 2015 ThinkHQ Public Affairs Inc. All rights reserved

[www.thinkhq.com](http://www.thinkhq.com)

The contents of this document are the exclusive property of ThinkHQ Public Affairs Inc., and may not be used in any manner whatsoever, without the prior written consent of ThinkHQ Public Affairs Inc. No license under any copyright is hereby granted or implied.

# RESEARCH METHODOLOGY

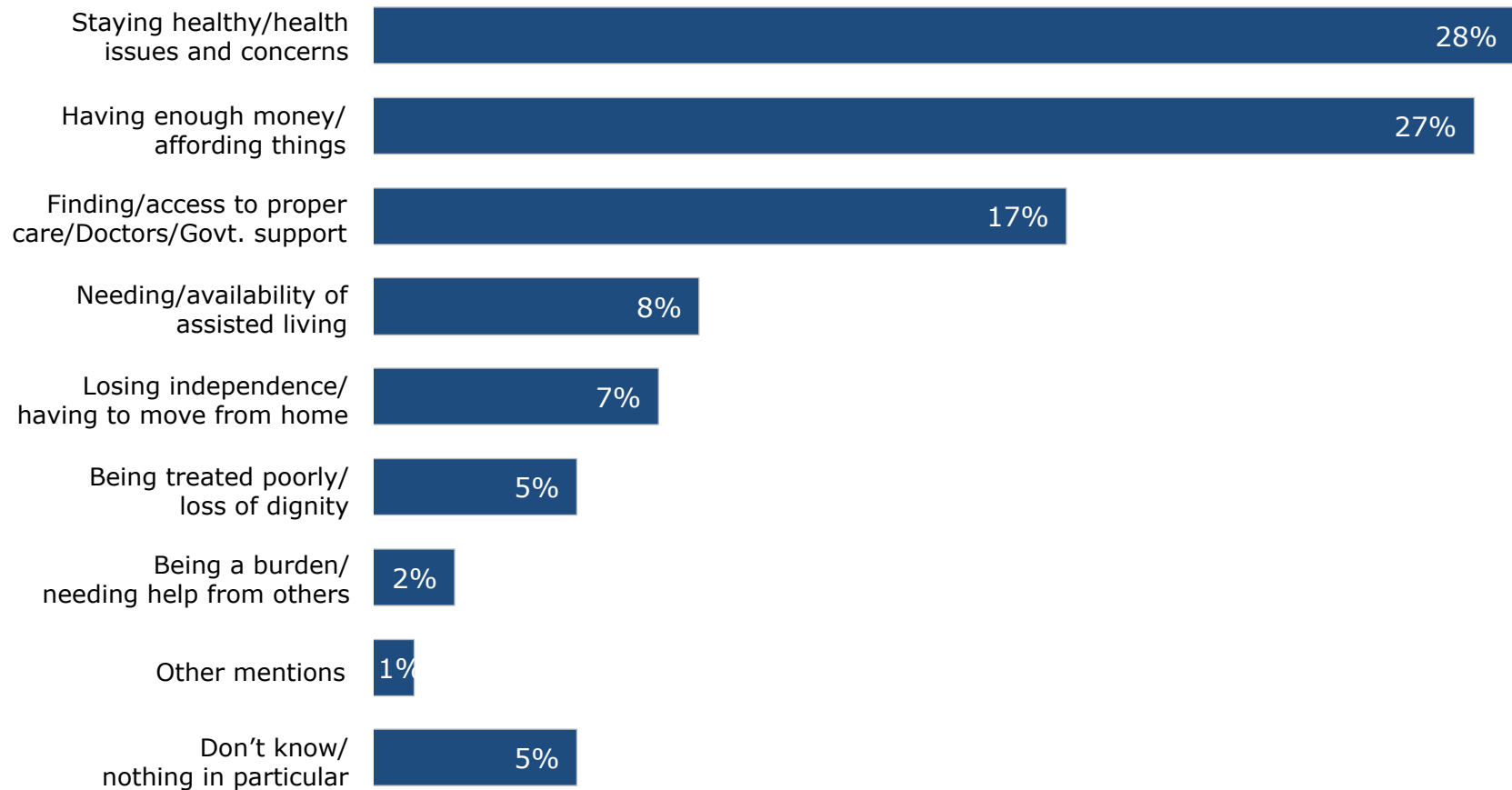
- Study fielded via online research panel
  - Field dates: March 19-26, 2015
  - Panel Source: Voice of Alberta & Vision Critical
- n= 2010
- Weighted to reflect gender, age, region of Alberta population according to Stats Canada
- This online survey utilizes a representative but non random sample, therefore margin of error is not applicable. However, a probability sample of this size would yield a margin of error of +/-2.2 percentage points at a 95% confidence interval.
- Accuracy of sub-samples of the data decline based on sample size

# REGIONAL SAMPLE SIZES & MARGINS OF ERROR

	Total Interviews (Unweighted) (n)	Total Interviews (Weighted) (n)	Margin of Error (Associated with a probability sample of this size)
ALBERTA TOTAL	2010	2010	+/- 2.2
Calgary	725	674	+/- 3.8
Edmonton	653	613	+/- 4.0
North	191	260	+/- 7.1
Central	211	242	+/- 6.8
South	230	220	+/- 6.5

# ALBERTANS' CONCERNS WITH GETTING OLDER AND AGING

What would you say is your **biggest concern** about **getting older** and **aging**?



% Albertans  
(n=2010)

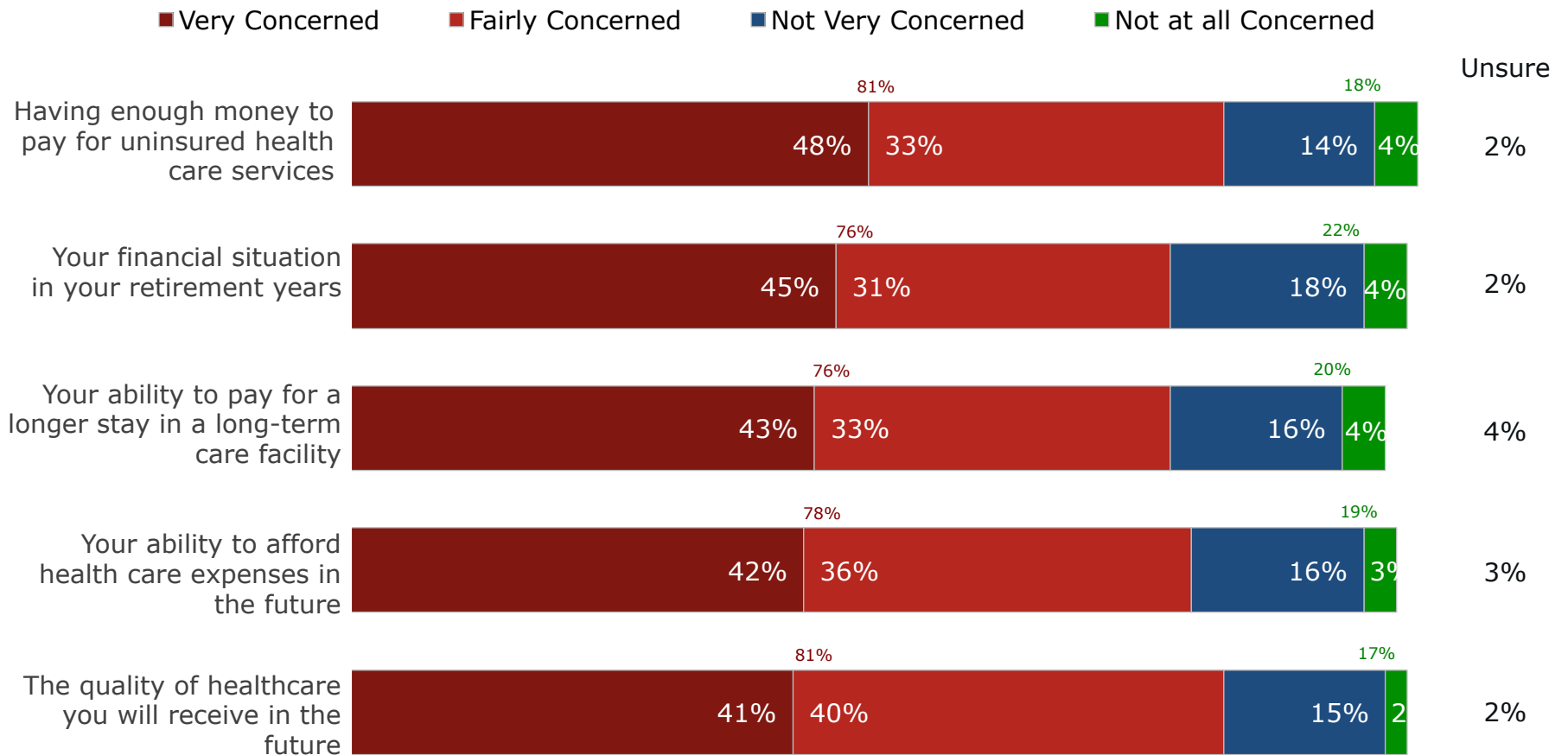


albertapathients  
Your Voice Matters



# ALBERTANS' CONCERNS ABOUT GETTING OLDER

And when it comes to **getting older**, how **concerned** are you about each of the following...?



% Albertans (n=2010)

# ALBERTANS' CONCERNS ABOUT GETTING OLDER

## -BY AGE & RETIREMENT STATUS-

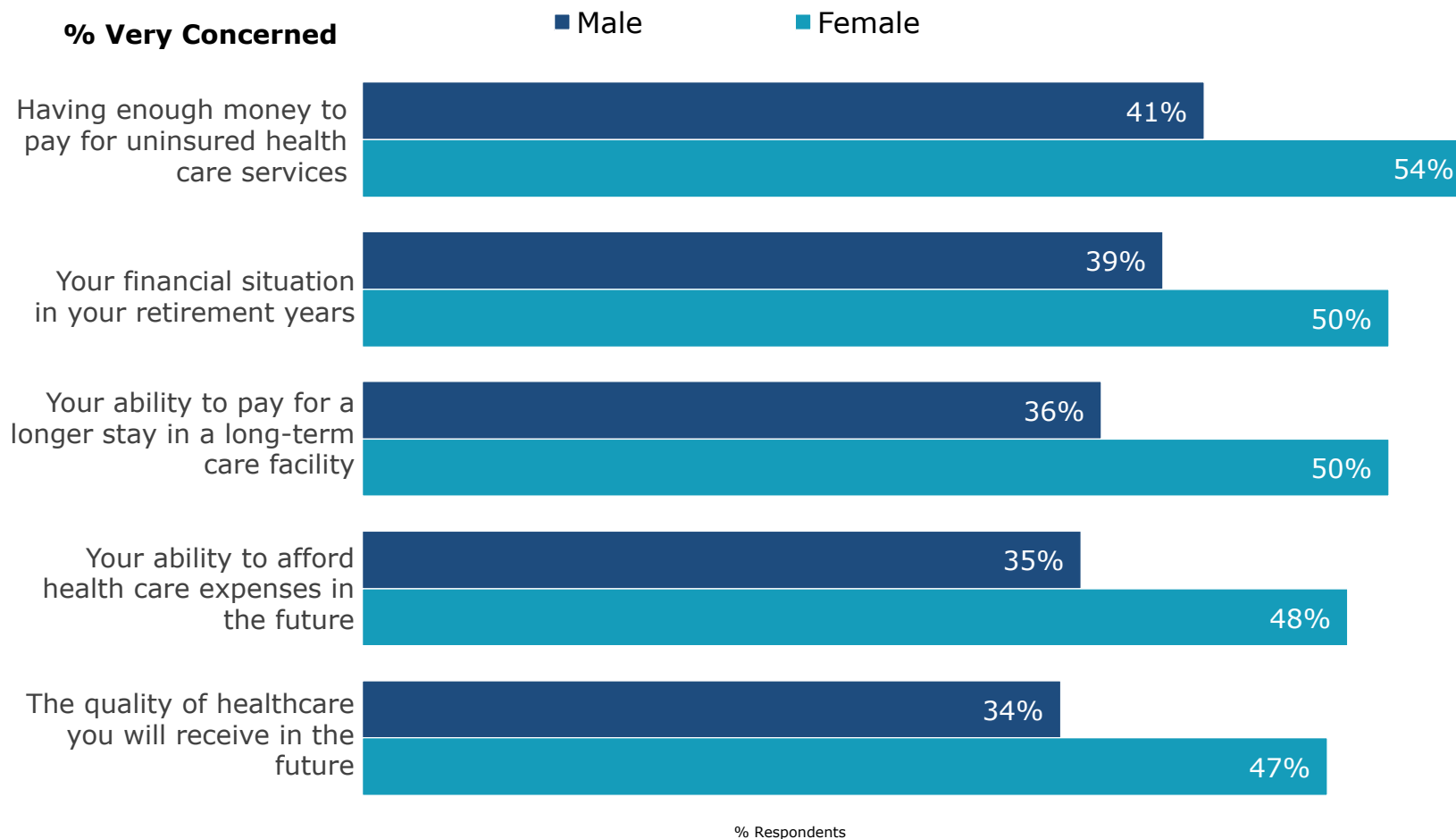
And when it comes to **getting older**, how **concerned** are you about each of the following...?

% Very Concerned	<u>Total</u>	<u>Age</u>				<u>Retirement</u>		
	(2010)	<35 (656)	35-54 (814)	55+ (540)	45+ (1072)	Retired now (400)	In next 10 yrs (207)	In next 10-20 yrs (348)
Having enough money to pay for uninsured health care services	48%	34%	52%	58%	57%	52%	50%	53%
Your financial situation in your retirement years	45%	37%	51%	45%	49%	37%	38%	51%
Your ability to pay for a longer stay in a long-term care facility	43%	29%	46%	56%	53%	50%	49%	49%
Your ability to afford health care expenses in the future	42%	30%	45%	51%	50%	45%	47%	46%
The quality of healthcare you will receive in the future	41%	28%	45%	49%	48%	46%	47%	45%

# ALBERTANS' CONCERNS ABOUT GETTING OLDER

## -BY GENDER-

And when it comes to **getting older**, how **concerned** are you about each of the following...?



**CONFIDENTIAL: Seniors Care Perspectives 2015**  
 Copyright © 2015 ThinkHQ Public Affairs Inc. All rights reserved

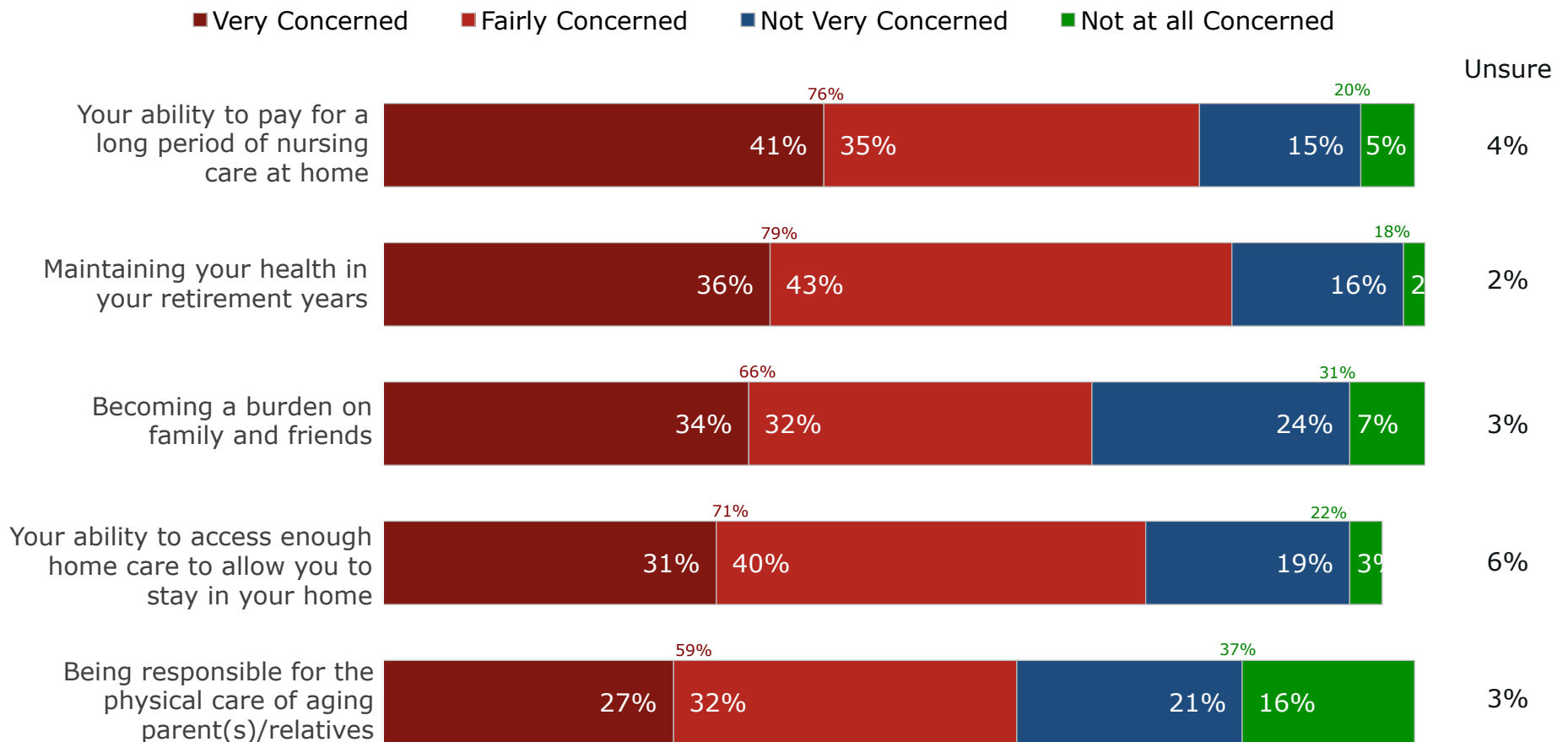


**albertapatient**s  
 Your Voice Matters



# ALBERTANS' CONCERNS ABOUT GETTING OLDER

And when it comes to **getting older**, how **concerned** are you about each of the following...?



% Albertans (n=2010)

**CONFIDENTIAL: Seniors Care Perspectives 2015**  
 Copyright © 2015 ThinkHQ Public Affairs Inc. All rights reserved





# ALBERTANS' CONCERNS ABOUT GETTING OLDER

## -BY AGE & RETIREMENT STATUS-

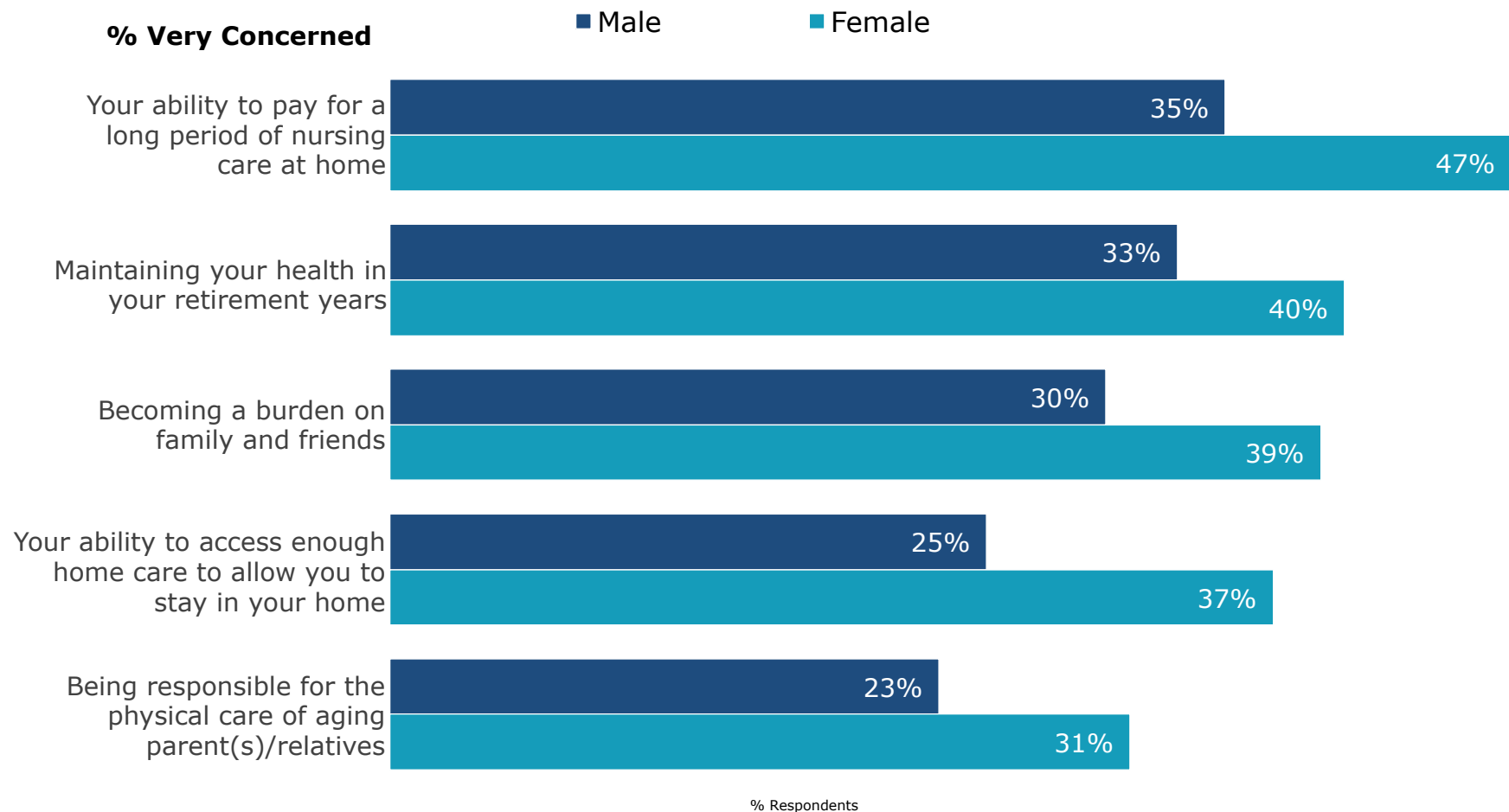
And when it comes to **getting older**, how **concerned** are you about each of the following...?

% Very Concerned	<u>Total</u>	<u>Age</u>				<u>Retirement</u>		
	(2010)	<35 (656)	35-54 (814)	55+ (540)	45+ (1072)	Retired now (400)	In next 10 yrs (207)	In next 10-20 yrs (348)
Your ability to pay for a long period of nursing care at home	41%	24%	45%	56%	52%	50%	47%	49%
Maintaining your health in your retirement years	36%	28%	38%	44%	42%	42%	41%	43%
Becoming a burden on family and friends	34%	26%	35%	43%	40%	39%	34%	38%
Your ability to access enough home care to allow you to stay in your home	31%	21%	33%	42%	39%	37%	39%	31%
Being responsible for the physical care of aging parent(s)/relatives	27%	30%	31%	18%	24%	17%	26%	29%

# ALBERTANS' CONCERNS ABOUT GETTING OLDER

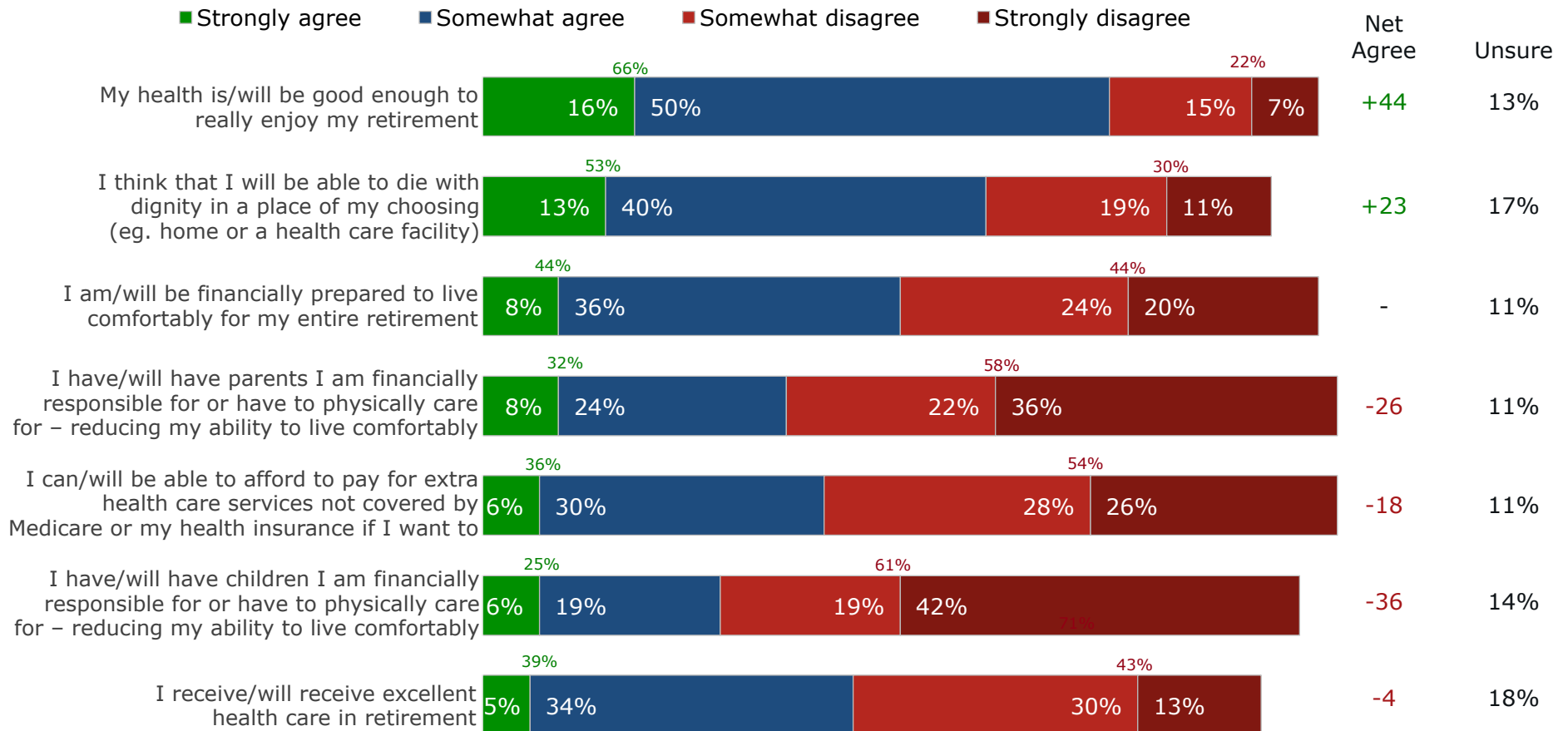
## -BY GENDER-

And when it comes to **getting older**, how **concerned** are you about each of the following...?



# RETIREMENT AND AGING -ATTITUDINALS-

The following are a list of statements that some people might say about **retirement and aging**.  
To what extent do you personally **agree** or **disagree** with each?



% Albertans  
(n=2010)

# RETIREMENT AND AGING ATTITUDINALS

## -BY AGE & RETIREMENT STATUS-

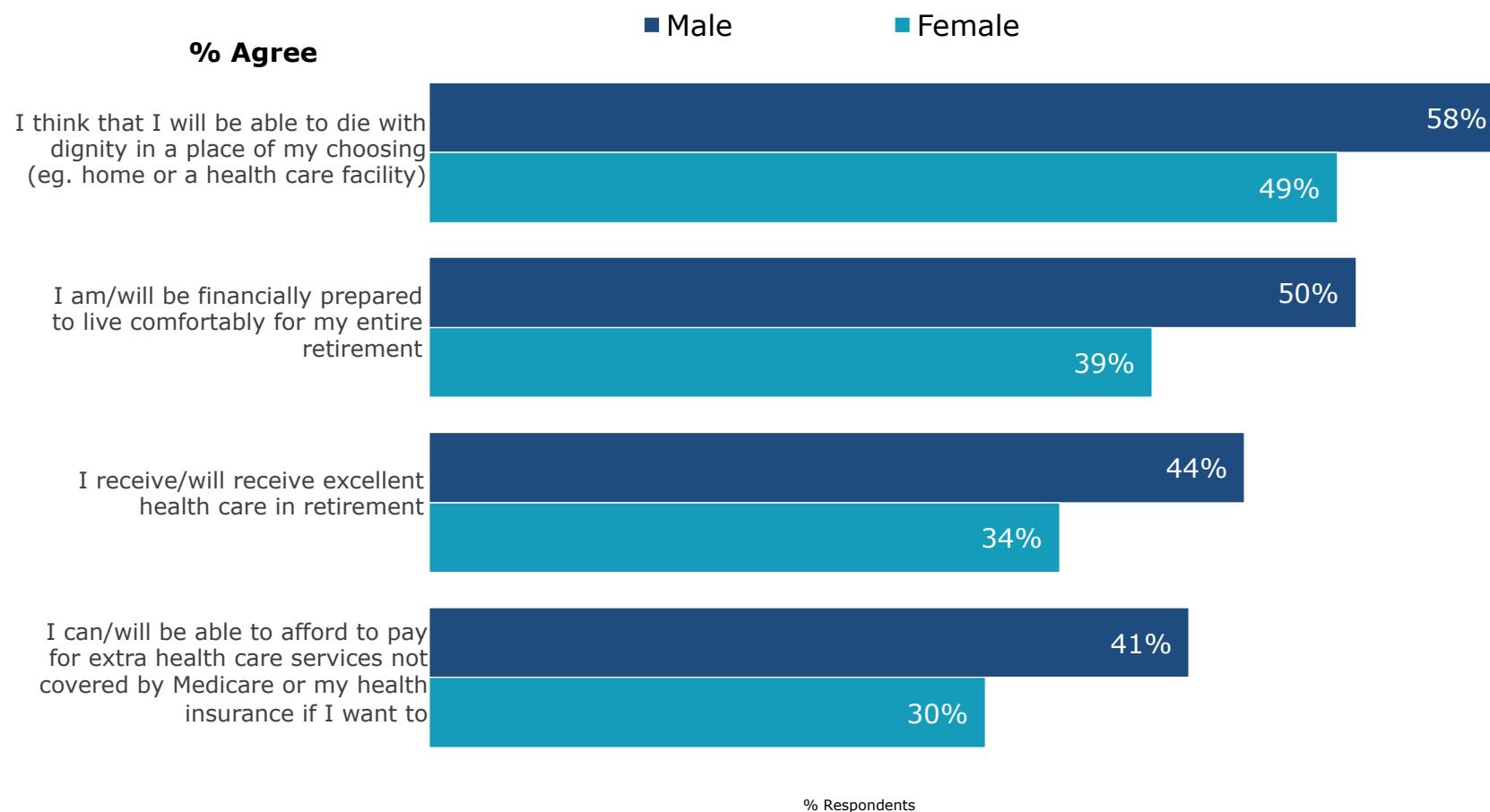
The following are a list of statements that some people might say about **retirement and aging**.  
To what extent do you personally **agree** or **disagree** with each?


% Agree	Total (2010)	Age				Retirement		
		<35 (656)	35-54 (814)	55+ (540)	45+ (1072)	Retired now (400)	In next 10 yrs (207)	In next 10-20 yrs (348)
My health is/will be good enough to really enjoy my retirement	66%	66%	63%	70%	66%	75%	69%	66%
I think that I will be able to die with dignity in a place of my choosing	53%	57%	50%	54%	52%	58%	49%	50%
I am/will be financially prepared to live comfortably for my entire retirement	44%	52%	38%	44%	40%	52%	53%	35%
I receive/will receive excellent health care in retirement	39%	37%	31%	52%	40%	62%	32%	29%
I can/will be able to afford to pay for extra health care services not covered by Medicare or my health insurance if I want to	36%	45%	30%	32%	30%	37%	40%	26%
I have/will have parents I am financially responsible for/have to physically care for	32%	43%	35%	11%	21%	8%	29%	31%
I have/will have children I am financially responsible for/have to physically care for	25%	34%	26%	13%	19%	12%	23%	25%

# RETIREMENT AND AGING ATTITUDINALS

## -BY GENDER-

The following are a list of statements that some people might say about **retirement and aging**.  
To what extent do you personally **agree** or **disagree** with each?



A large, stylized graphic of an eye, composed of concentric, curved bands in shades of blue and grey, set against a dark blue background. The eye is oriented horizontally and occupies the right half of the page.

For more information, contact:  
Marc Henry, President  
ThinkHQ Public Affairs Inc.  
[MLH@THINKHQ.CA](mailto:MLH@THINKHQ.CA)

Copyright © 2015 ThinkHQ Public Affairs Inc. All rights reserved

The contents of this document are the exclusive property of ThinkHQ Public Affairs Inc., and may not be used in any manner whatsoever, without the prior written consent of ThinkHQ Public Affairs Inc. No license under any copyright is hereby granted or implied.

[www.thinkhq.com](http://www.thinkhq.com)