



THINKHQ / METRO NEWS

ALBERTA POLL - MANAGING THE PROVINCIAL ECONOMY

JULY 2017

Copyright © 2017. All contents of this document are the exclusive property of ThinkHQ Public Affairs Inc.
All rights are reserved.

Permission to reproduce, redistribute and/or refer to our copyrighted property is granted on the condition that all such use gives proper attribution to the "ThinkHQ/Metro News Poll".

RESEARCH METHODOLOGY



- Study fielded via online research panel
 - Field dates: June 22 to 28, 2017
 - Panel source: Voice of Alberta & Angus Reid Forum
- n=1142
- Weighted to reflect gender, age and region of Alberta population according to Stats Canada
- This online survey utilizes a representative but non-random sample, therefore margin of error is not applicable. However, a probability sample of this size would yield a margin of error of +/- 2.9 percentage points at a 95% confidence interval.
- Accuracy of sub-samples of the data decline based on sample sizes

REGIONAL SAMPLE SIZES AND MARGINS OF ERROR



	Total Interviews (Unweighted) (n)	Total Interviews (Weighted) (n)	Margin of Error (Associated with a probability sample of this size)
ALBERTA TOTAL	1142	1142	+/- 2.9
Calgary	392	383	+/- 4.9
Edmonton	333	348	+/- 5.4
North	102	148	+/- 9.7
Central	164	138	+/- 7.7
South	151	125	+/- 8.0



PROVINCIAL GOVERNMENT APPROVAL -MANAGING THE PROVINCIAL ECONOMY

JULY 2017

Copyright © 2017. All contents of this document are the exclusive property of ThinkHQ Public Affairs Inc.
All rights are reserved.

Permission to reproduce, redistribute and/or refer to our copyrighted property is granted on the condition that all such use
gives proper attribution to the "ThinkHQ/Metro News Poll".

PROVINCIAL GOVERNMENT APPROVAL

-MANAGING THE PROVINCIAL ECONOMY



Over six-in-ten (62%) Albertans disapprove of the Notley Government's management of the provincial economy, with almost one-half (46%) offering strong negative ratings. In comparison, only one-third (33%) of Alberta voters approve of how the provincial government is managing the economy

- Edmonton residents offer the most positive evaluation of GOA's economic stewardship (44% approve), but even here one-half (50%) offer a "thumb's down" to their economic plan
- Evaluations are highly partisan, with past Wildrose and PC voters offering the most harsh evaluation, and future NDP voters the most favourable. Fully one-third (33%) of NDP voters from 2015 disapprove of the Government's handling of economic matters today



Over one-half (52%) of Albertans feel the NDP government has had a negative impact on their lives since taking office in May 2015, compared to just under one-quarter (23%) who feel they have had a positive influence, and 25% saying they've had no real influence at all

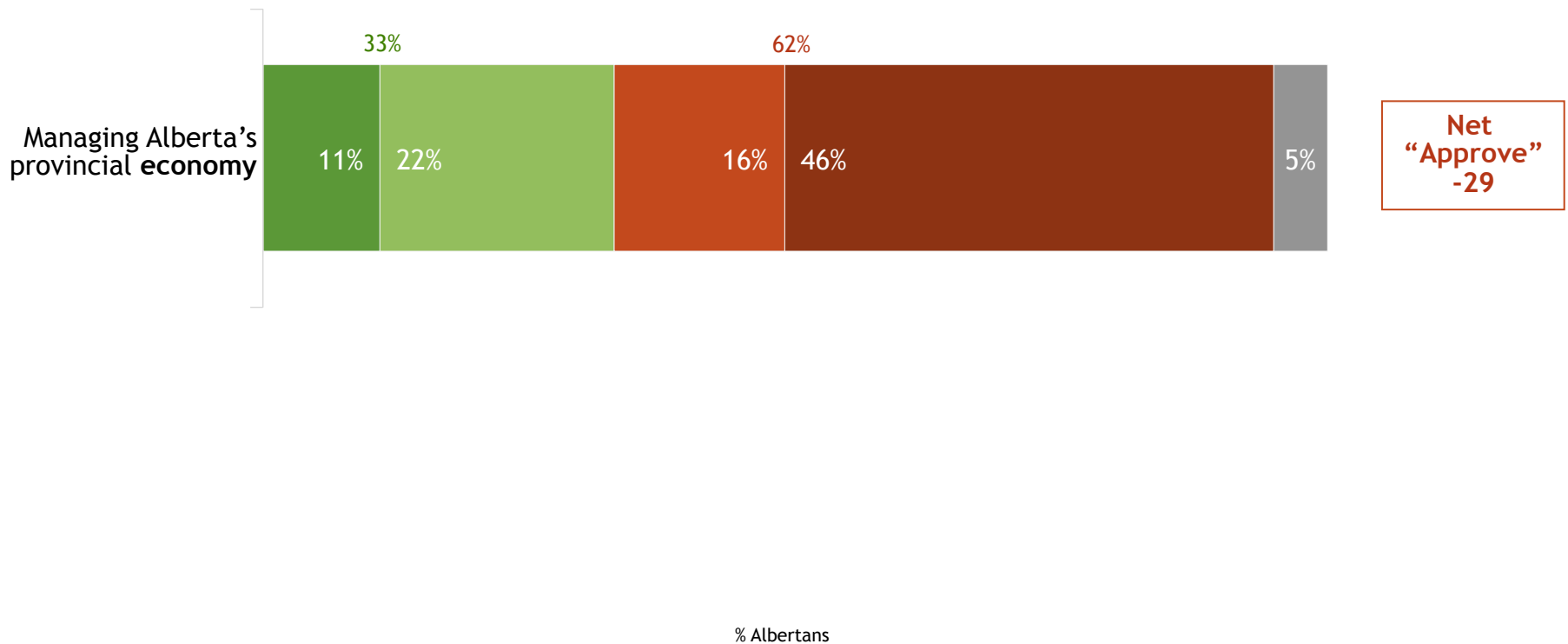
- Partisan and regional evaluations tend to follow the same pattern. Edmontonians are most likely to say the NDP government has had a positive impact on their lives, but even in the capital region, a plurality say the government's influence has been negative
- Wildrose and PC voters overwhelmingly say the NDP have been a negative influence on their lives. Meanwhile three-quarters (77%) of future NDP voters say they are personally better off due to the government. One-fifth (21%) of those who voted NDP in 2015 now say the government they voted for has done them more harm than good

TARGETED GOVERNMENT APPROVAL ON ECONOMIC MANAGEMENT



What about when it comes to specific issues? Would you say you approve or disapprove of the performance of the Provincial Government when it comes to...?

■ Strongly approve ■ Somewhat approve ■ Somewhat disapprove ■ Strongly disapprove ■ Unsure



TARGETED GOVERNMENT APPROVAL ON ECONOMIC MANAGEMENT

-BY REGION AND PROVINCIAL VOTE



What about when it comes to specific issues? Would you say you approve or disapprove of the performance of the Provincial Government when it comes to...?

“Managing Alberta’s provincial economy”

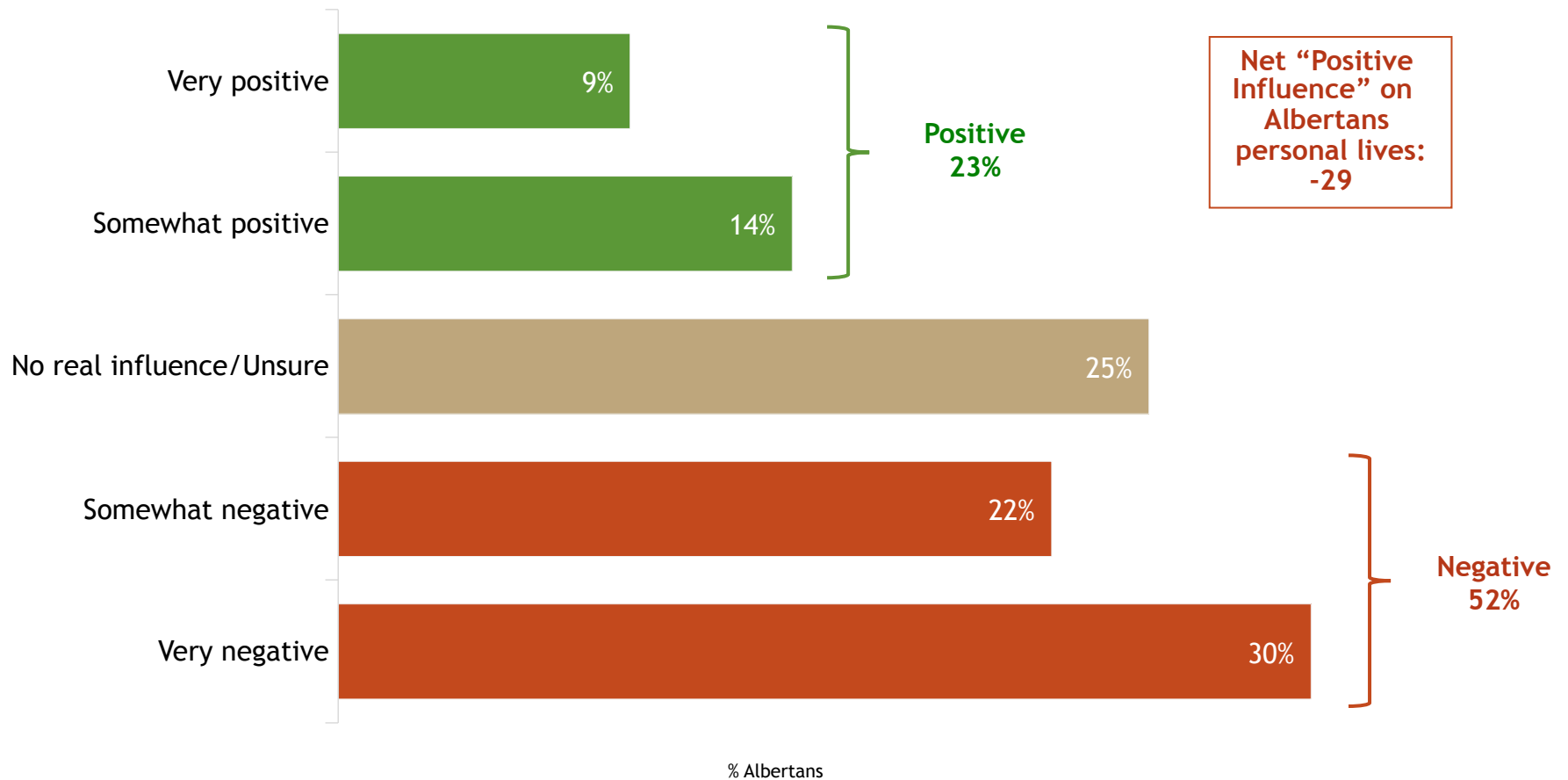
	Total	Region					Last Provincial Vote				Next Vote
	Alberta (1142)	Calgary (383)	Edmonton (348)	North (148)	Central (138)	South (125)	NDP (386)	WR (235)	PC (269)	LIB (42)*	NDP (269)
Approve	33%	35%	44%	24%	25%	17%	61%	5%	9%	73%	88%
Disapprove	62%	59%	50%	76%	71%	76%	33%	94%	89%	25%	9%
Unsure	5%	6%	6%	-	4%	7%	6%	1%	2%	2%	3%

*Caution: small sample size

PERSONAL IMPACT OF NDP GOVERNMENT



Would you say that since they were elected in May 2015, the current provincial government has had a more positive or negative influence on your life personally?

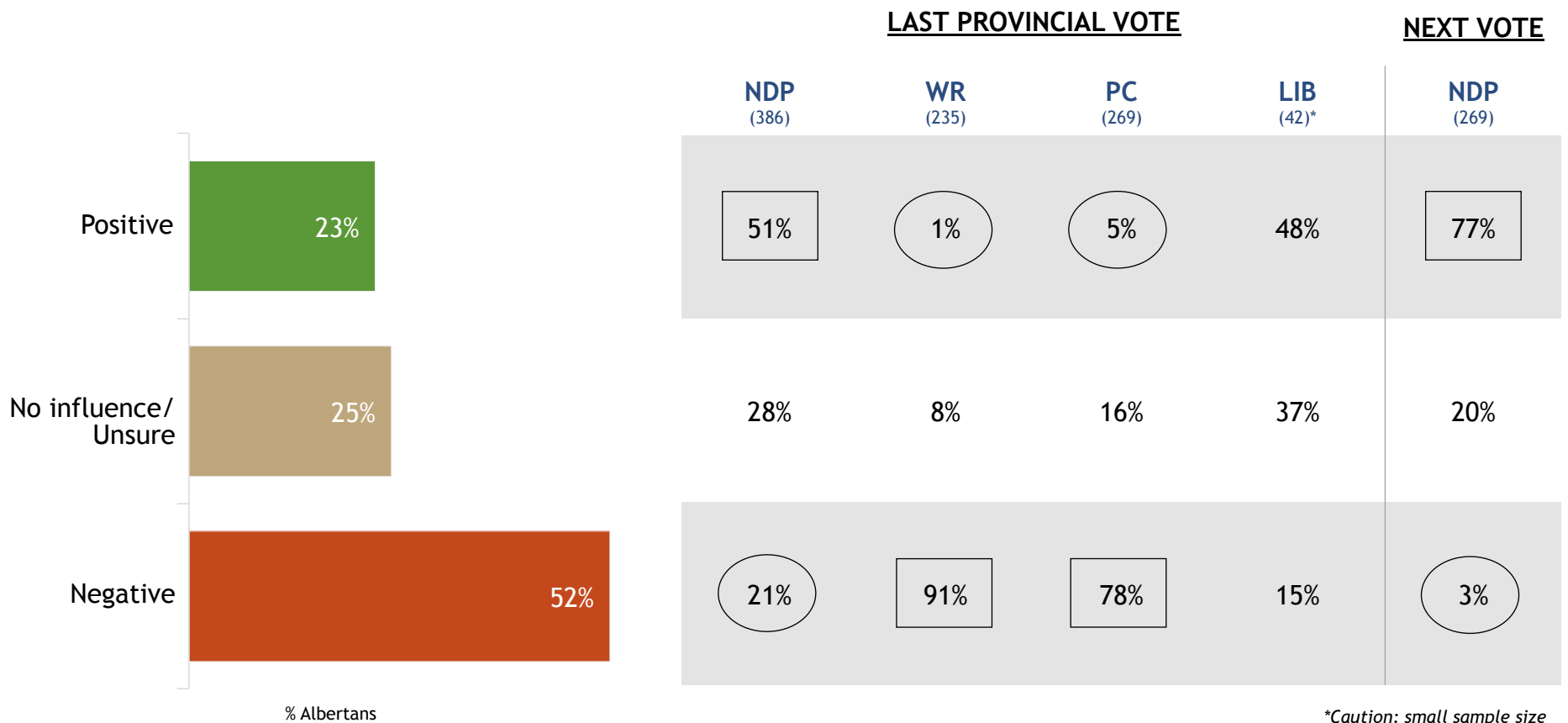


PERSONAL IMPACT OF NDP GOVERNMENT

-BY LAST PROVINCIAL VOTE AND NEXT NDP VOTE



Would you say that since they were elected in May 2015, the current provincial government has had a more positive or negative influence on your life personally?

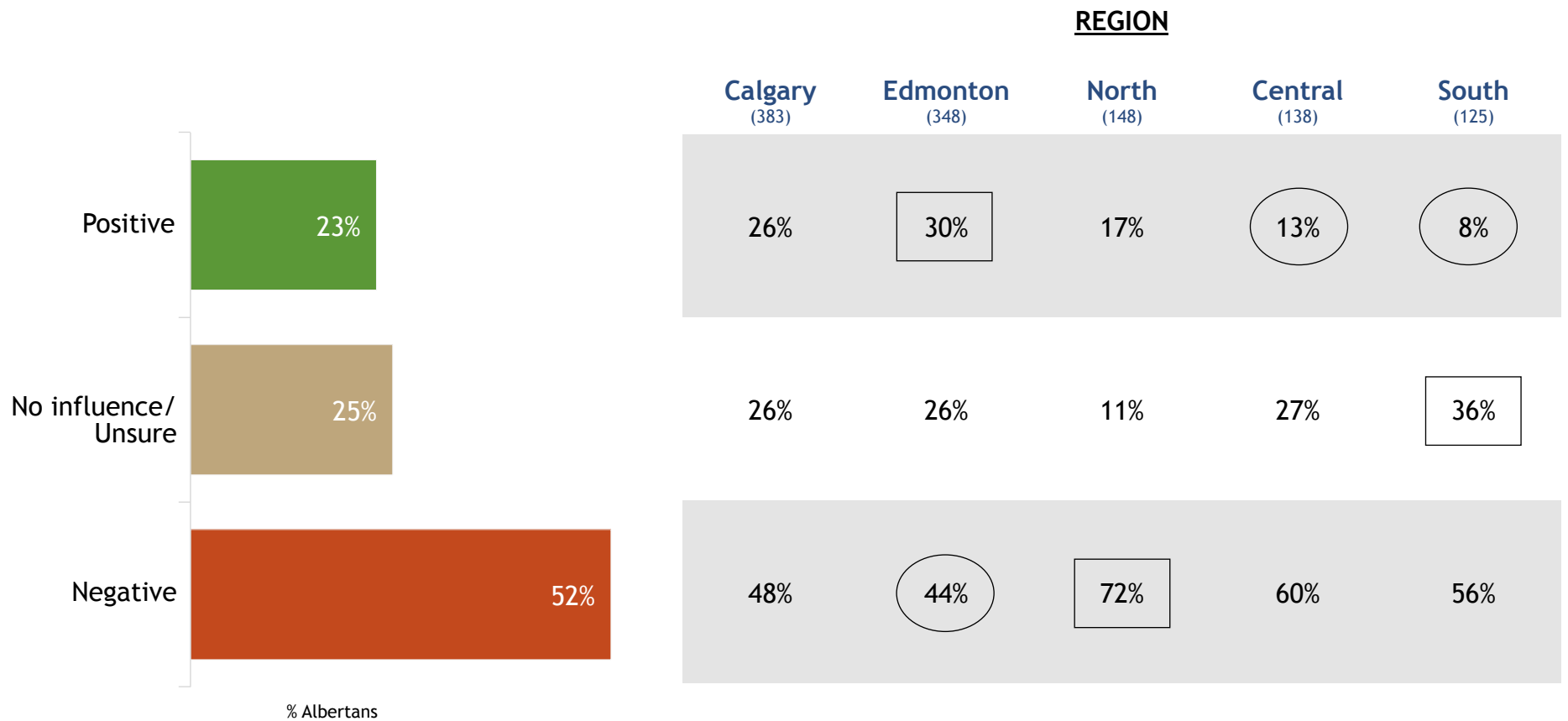


PERSONAL IMPACT OF NDP GOVERNMENT

-BY REGION



Would you say that since they were elected in May 2015, the current provincial government has had a more positive or negative influence on your life personally?





Want to have your say about topics and issues that affect Albertans?

Voice of Alberta is a rapidly growing online community of Albertans who are interested in shaping the future of their community, province and nation. We bring current political, business and social issues to you and ask for your views. In return, we share the results in publications like the one you're reading now, through traditional and social media, and in member-exclusive newsletters.

Join and have your say at:
www.voiceofalberta.com

For more information, contact:
Marc Henry, President
ThinkHQ Public Affairs Inc.
MLH@ThinkHQ.ca
(587) 774-2395

Copyright © 2017. All contents of this document are the exclusive property of ThinkHQ Public Affairs Inc.
All rights are reserved.

Permission to reproduce, redistribute and/or refer to our copyrighted property is granted on the condition that all such use gives proper attribution to the "ThinkHQ/Metro News Poll".