

PERSPECTIVES ON SENIORS' HEALTH CARE IN ALBERTA

Prepared for: Public Release
October 2015



ALBERTA
MEDICAL
ASSOCIATION

albertapatients
Your Voice Matters

Marc Henry, President
ThinkHQ Public Affairs Inc.
MLH@THINKHQ.CA
587.774.2395



Copyright © 2015 ThinkHQ Public Affairs Inc. All rights reserved

www.thinkhq.com

The contents of this document are the exclusive property of ThinkHQ Public Affairs Inc., and may not be used in any manner whatsoever, without the prior written consent of ThinkHQ Public Affairs Inc. No license under any copyright is hereby granted or implied.

RESEARCH METHODOLOGY

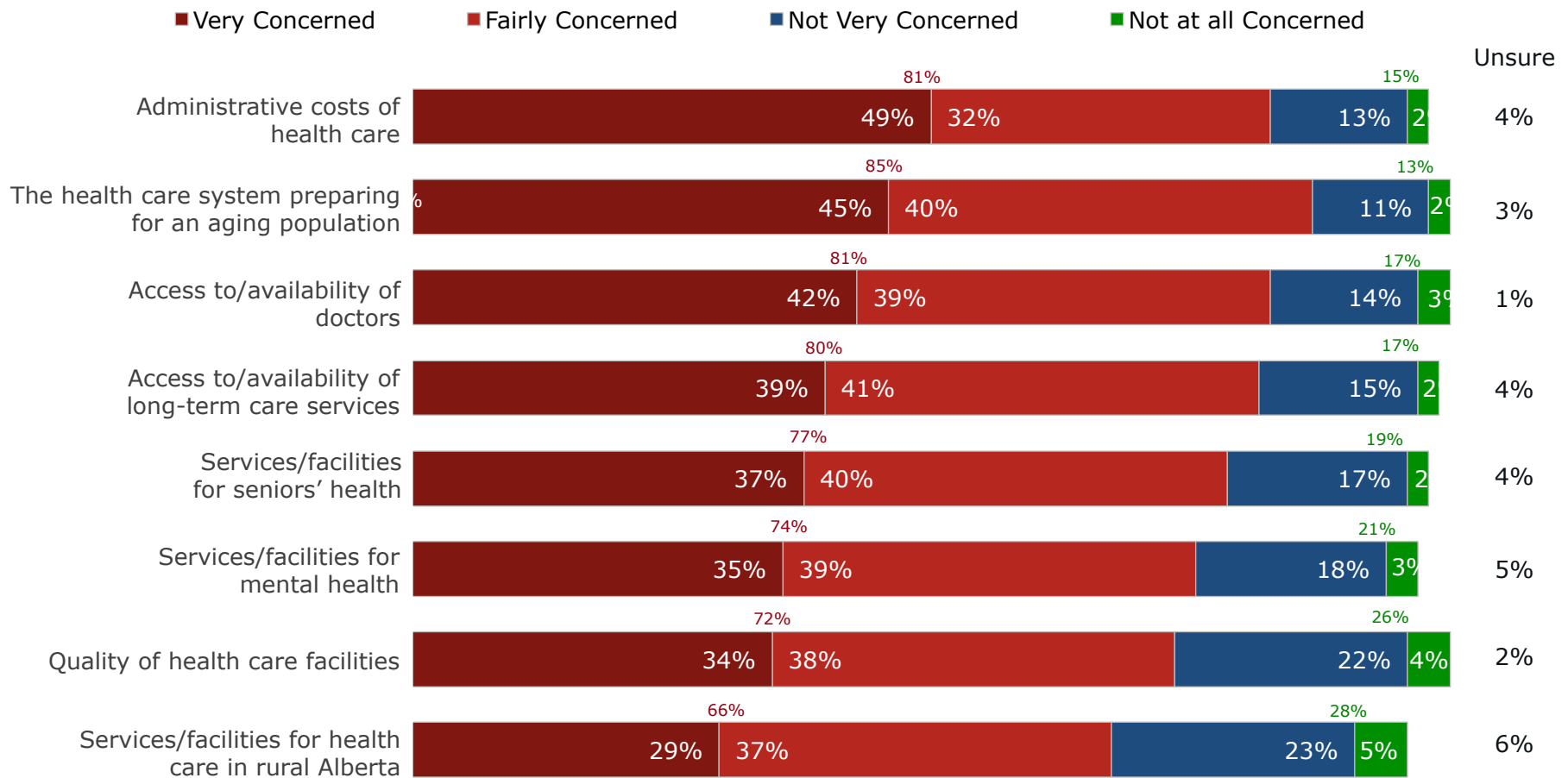
- Study fielded via online research panel
 - Field dates: March 19-26, 2015
 - Panel Source: Voice of Alberta & Vision Critical
- n= 2010
- Weighted to reflect gender, age, region of Alberta population according to Stats Canada
- This online survey utilizes a representative but non random sample, therefore margin of error is not applicable. However, a probability sample of this size would yield a margin of error of +/-2.2 percentage points at a 95% confidence interval.
- Accuracy of sub-samples of the data decline based on sample size

REGIONAL SAMPLE SIZES & MARGINS OF ERROR

	Total Interviews (Unweighted) (n)	Total Interviews (Weighted) (n)	Margin of Error (Associated with a probability sample of this size)
ALBERTA TOTAL	2010	2010	+/- 2.2
Calgary	725	674	+/- 3.8
Edmonton	653	613	+/- 4.0
North	191	260	+/- 7.1
Central	211	242	+/- 6.8
South	230	220	+/- 6.5

ALBERTA'S HEALTH CARE SYSTEM -CONCERNS-

When it comes to **health care in Alberta**, how **concerned** would you say you are about the following issues?



% Albertans
(n=2010)

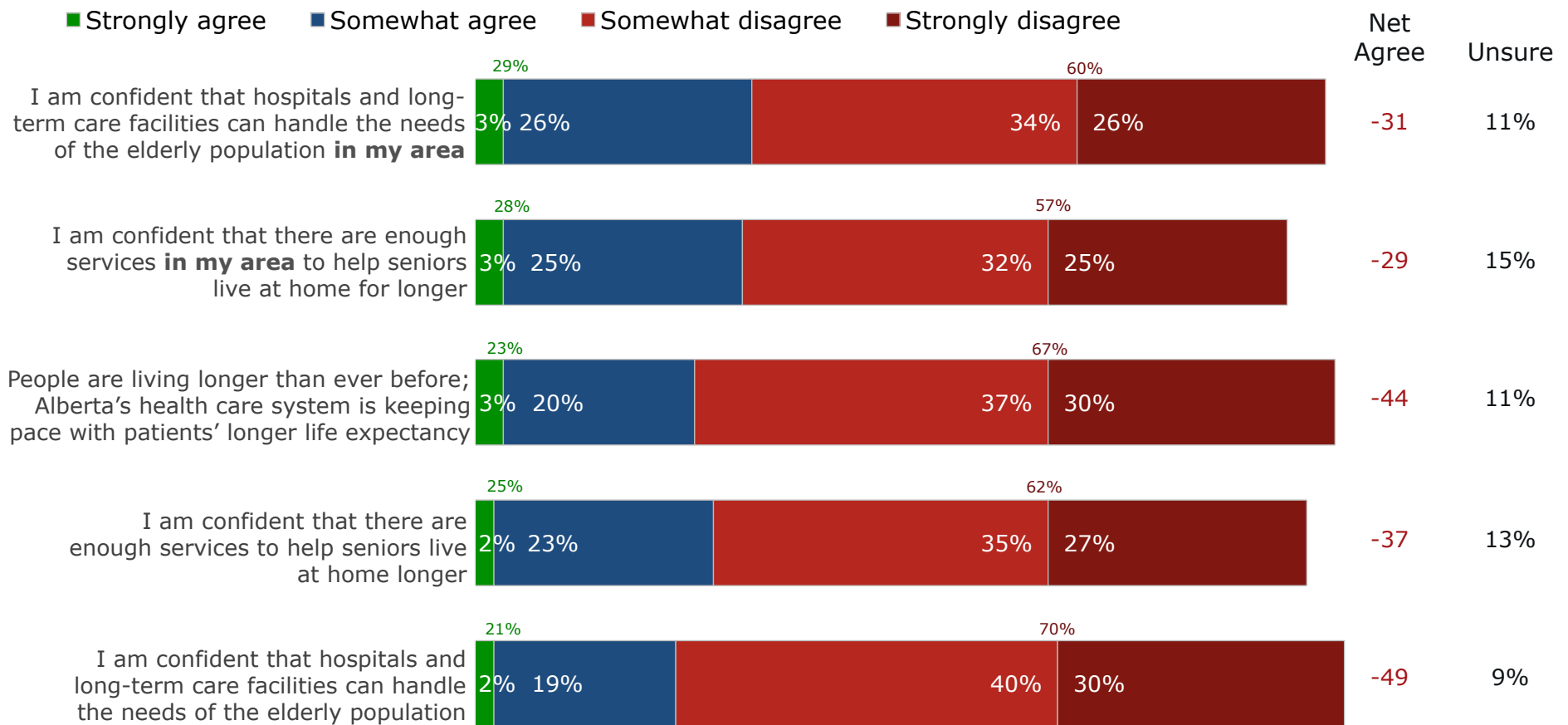
ALBERTA'S HEALTH CARE SYSTEM CONCERNS -BY AGE AND RURAL-

When it comes to **health care in Alberta**, how **concerned** would you say you are about the following issues?

% Very Concerned	<u>Total</u> (2010)	<u>Age</u>				<u>Rural Alberta</u> (257)
		<35 (656)	35-54 (814)	55+ (540)	45+ (1072)	
Administrative costs of health care	49%	29%	55%	66%	61%	57%
The health care system preparing for an aging population	45%	30%	44%	63%	56%	39%
Access to/availability of doctors	42%	33%	46%	49%	49%	43%
Access to/availability of long-term care services	39%	25%	39%	55%	49%	39%
Services/facilities for seniors' health	37%	18%	39%	57%	50%	35%
Services/facilities for mental health	35%	29%	37%	39%	37%	31%
Quality of health care facilities	34%	26%	35%	43%	39%	31%
Services/facilities for health care in rural Alberta	29%	24%	28%	38%	34%	51%

PUBLIC CONFIDENCE IN ALBERTA SENIOR'S CARE

The following are a list of statements specifically about **senior's care**. Please indicate if you **agree** or **disagree** with each.



% Albertans (n=2010)

CONFIDENTIAL: Seniors Care Perspectives 2015
Copyright © 2015 ThinkHQ Public Affairs Inc. All rights reserved



PUBLIC CONFIDENCE IN ALBERTA

SENIOR'S CARE

-BY AGE, CAREGIVING AND RURAL-

The following are a list of statements specifically about **senior's care**.
Please indicate if you **agree** or **disagree** with each.

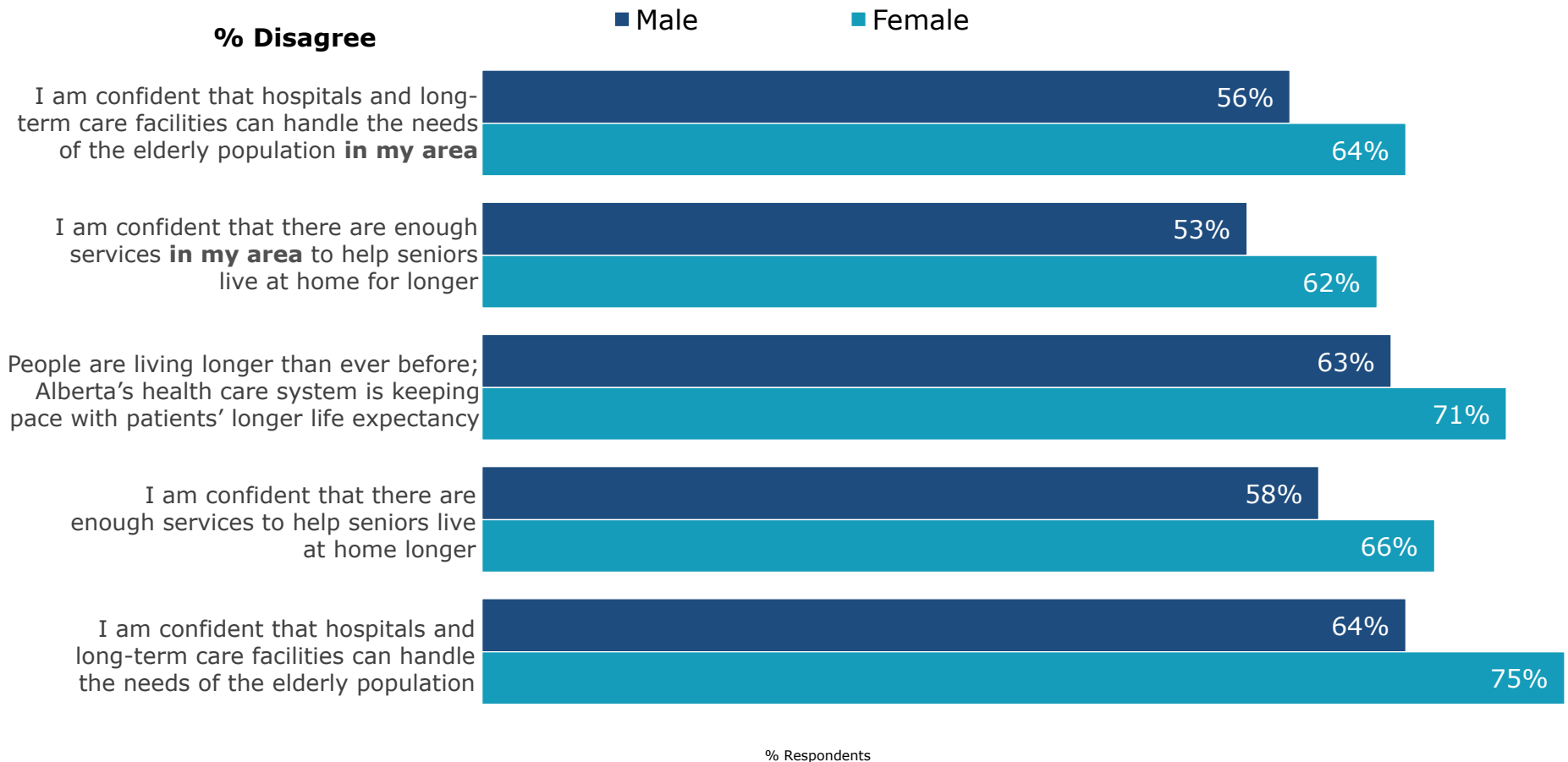
		<u>Total</u>	<u>Age</u>				<u>Care-Givers</u>	<u>Rural Alberta</u>
		(2010)	<35 (656)	35-54 (814)	55+ (540)	45+ (1072)	(374)	(257)
I am confident that hospitals and long-term care facilities can handle the needs of the elderly population in my area	Agree	29%	36%	29%	22%	24%	24%	24%
	Disagree	60%	45%	63%	73%	70%	70%	64%
I am confident that there are enough services in my area to help seniors live at home for longer	Agree	28%	32%	25%	25%	24%	27%	22%
	Disagree	57%	45%	61%	65%	65%	64%	63%
People are living longer than ever before; Alberta's health care system is keeping pace with patients' longer life expectancy	Agree	23%	32%	19%	15%	16%	17%	22%
	Disagree	67%	51%	72%	78%	77%	76%	63%
I am confident that there are enough services to help seniors live at home longer	Agree	25%	29%	23%	23%	22%	23%	23%
	Disagree	62%	52%	66%	70%	69%	70%	64%
I am confident that hospitals and long-term care facilities can handle the needs of the elderly population	Agree	21%	29%	19%	15%	15%	17%	20%
	Disagree	70%	54%	75%	81%	80%	78%	69%

PUBLIC CONFIDENCE IN ALBERTA

SENIOR'S CARE

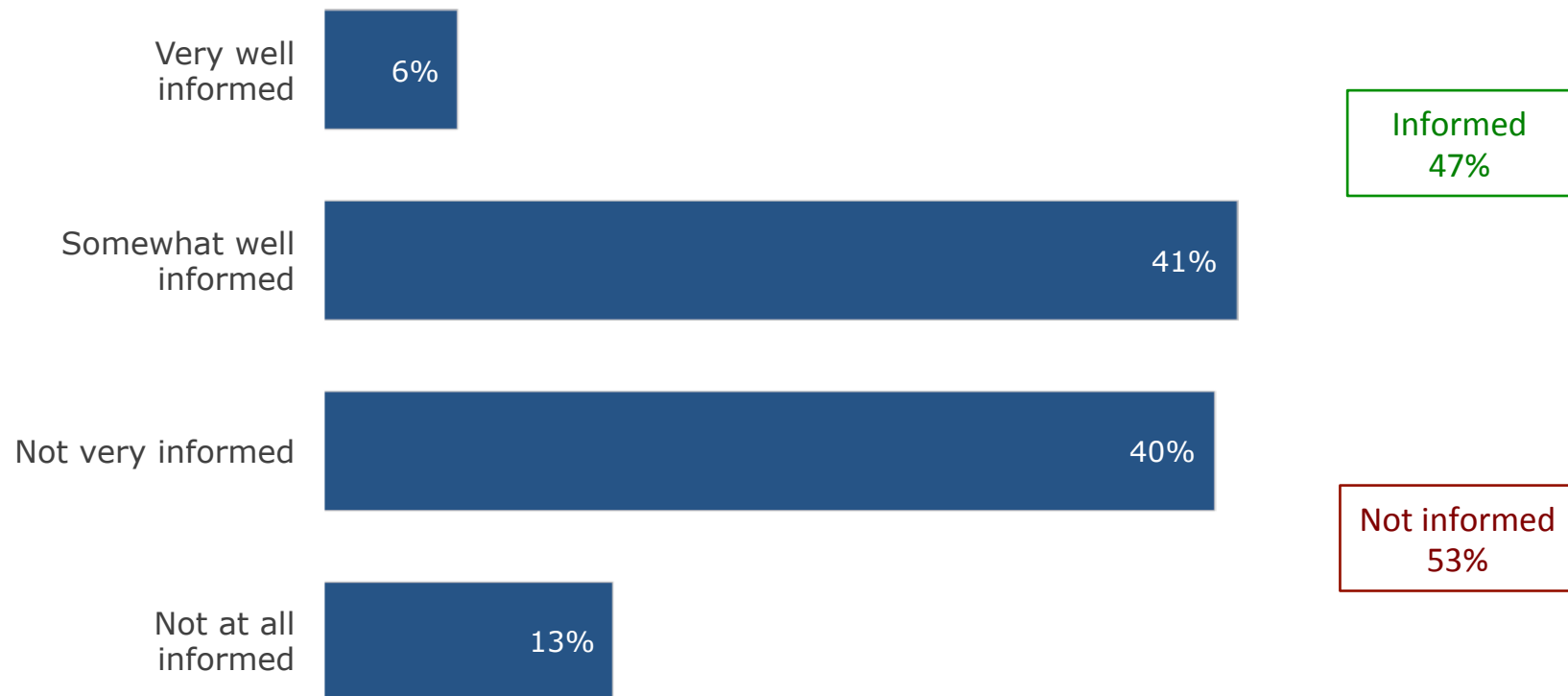
-BY GENDER-

The following are a list of statements specifically about **senior's care**.
Please indicate if you **agree** or **disagree** with each.



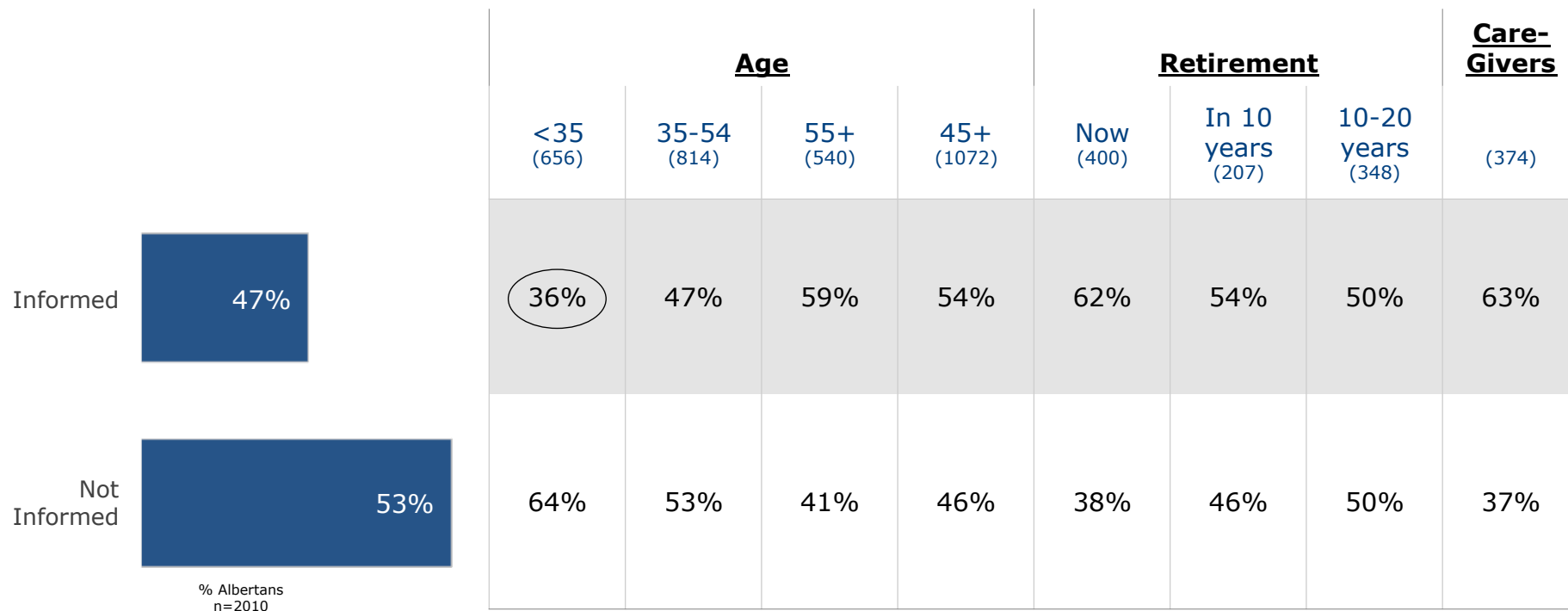
ALBERTANS KNOWLEDGE OF SENIOR SUPPORTS IN THE HEALTH CARE SYSTEM


When it comes to the range of **services and supports** for seniors' health care in Alberta, how would you rate your own knowledge of how the system works? Would you say you are...?



ALBERTANS KNOWLEDGE OF SENIOR SUPPORTS IN THE HEALTH CARE SYSTEM -BY AGE, RETIREMENT & CAREGIVING-

When it comes to the range of **services and supports** for seniors' health care in Alberta, how would you rate your own knowledge of how the system works? Would you say you are...?



A large, stylized graphic of an eye, composed of concentric, curved bands in shades of blue and grey, set against a dark blue background. The eye is oriented horizontally and occupies the right half of the page.

For more information, contact:
Marc Henry, President
ThinkHQ Public Affairs Inc.
MLH@THINKHQ.CA

Copyright © 2015 ThinkHQ Public Affairs Inc. All rights reserved

The contents of this document are the exclusive property of ThinkHQ Public Affairs Inc., and may not be used in any manner whatsoever, without the prior written consent of ThinkHQ Public Affairs Inc. No license under any copyright is hereby granted or implied.

www.thinkhq.com